



WE CARE ABOUT FOOTBALL

Women's football across the national associations 2016/17



Contents

1. Introduction	03
2. Overview	04
a. Players	04
b. Coaches	05
c. Match officials	05
d. National teams	06
e. Management of women's football	08
f. Girls' football	09
g. Media coverage	09
h. Spectators	10
3. National association factsheets 2016/17	11
a. Page numbers	12
b. Notes	13
c. Associations	14
4. List of abbreviations	69



Introduction



Women's football continues to grow in popularity, with more and more women and girls playing across the continent. After the great success of the FIFA Women's World Cup in Canada in 2015 and the Rio 2016 Olympic Games, national teams have taken part in qualifying matches for UEFA Women's EURO 2017 in the Netherlands. For the first time, 16 teams will compete in the UEFA Women's EURO, which positively reflects the development of women's football in Europe.

With the increased resources that many national associations (NAs) are putting into women's football development, it is little surprise that the level of elite women's football has improved. However, elite women's football would struggle to exist and grow without a strong base. Development programmes aimed at the grassroots, increasing opportunities for female coaches and the promotion and communication around women's football bring positive results. This growth means that youngsters in particular have an increasing number of top-level women's footballers to look up to as role models. Such players are becoming respected figures in their own right, and are in the public eye. Consequently, UEFA now has a pool of ambassadors, who it works closely with to further cultivate women's football across Europe.

The increases in the number of registered female players, coaches and referees are all further signs of steady progress. With change throughout the continent it is important to analyse the overall situation of women's football development in Europe, and more precisely in the 55 UEFA member associations.

The data in this booklet was provided by submissions from the NAs in September 2016 via an annual survey. There is also data from the UEFA Grassroots Charter, which was collected in June 2016. The first section shows how women's football has developed in the last three to five years through infographics. The second section contains factsheets on the 55 UEFA member associations. UEFA would like to thank all associations for the data they have provided and for their collaboration.



Women's football in Europe

Overview

Players

Registered female players

1,270,481

Professional and semi-professional players

2012/13
1,303

2016/17
2,853

Countries with more than 100,000 players:



England



France



Germany



Netherlands



Norway



Sweden

Semi-professional players

1,457

Professional players

1,396

Home-grown professional players

1,098

Foreign professional players

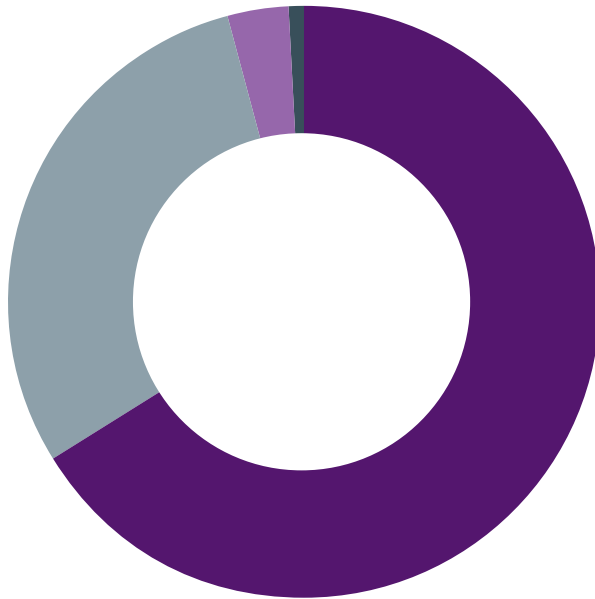
298



Coaches

Qualified female coaches

17,553



- National C licence 11,636
- UEFA B licence 5,206
- UEFA A licence 596
- UEFA Pro licence 115

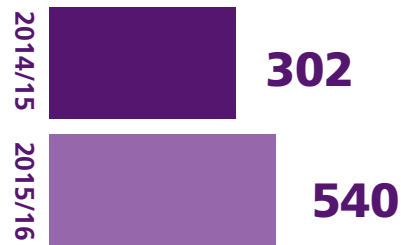
National C licence




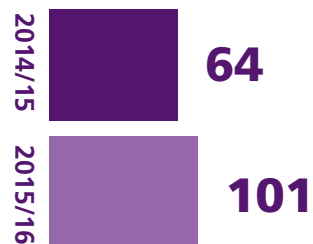
UEFA B licence



UEFA A licence



UEFA Pro licence



Match officials

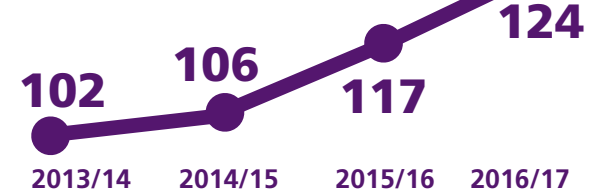
Qualified match officials



FIFA match officials



FIFA referees

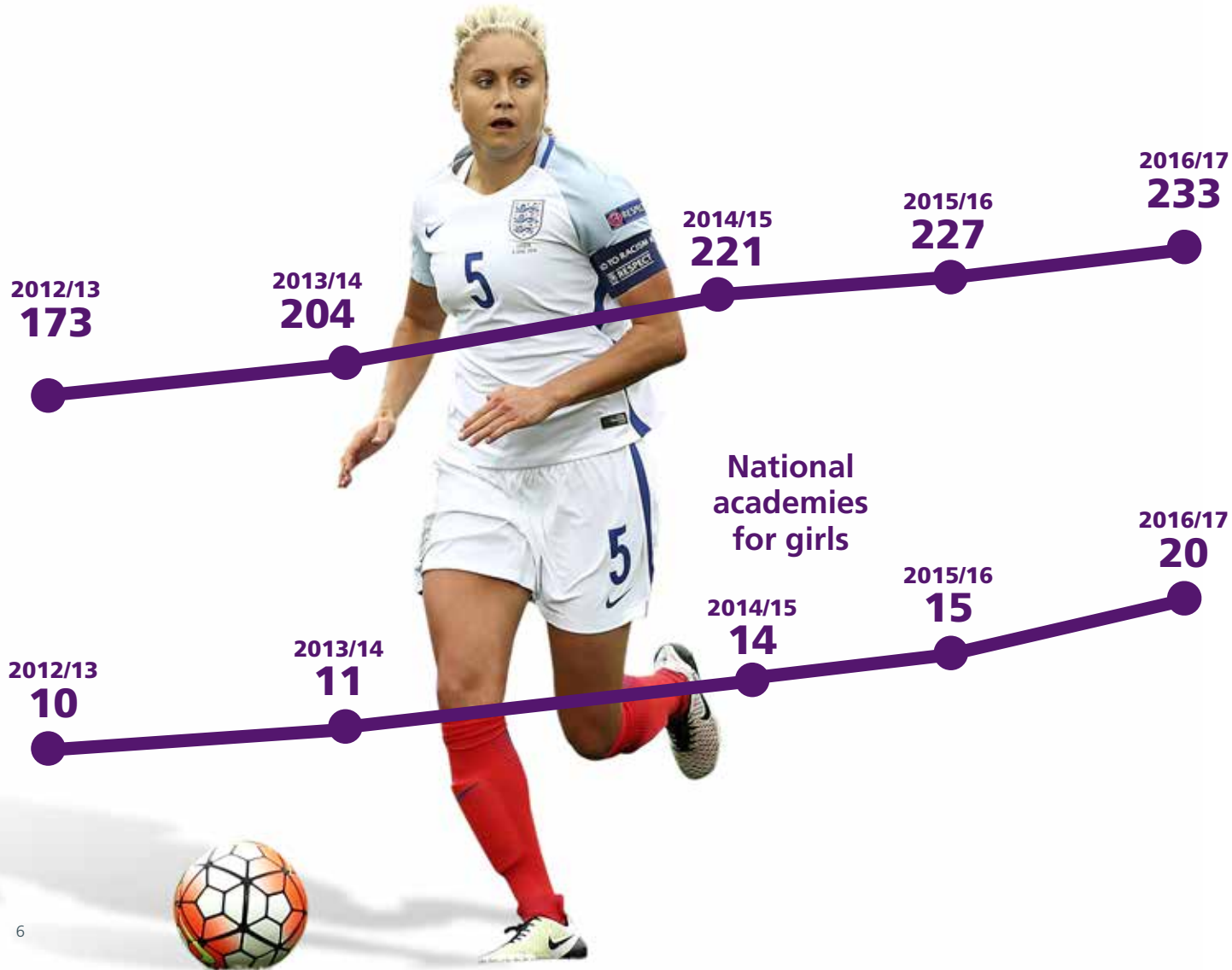


Countries with eight FIFA Match officials



National teams

National teams
(including youth)



Women's national
team matches

550

Competitive

286

Friendly

264

Women's U19
national team matches

498

Competitive

256

Friendly

242

Women's U17
national team matches

495

Competitive

264

Friendly

231



UEFA
WOMEN'S
EURO 2017
THE NETHERLANDS

National teams competing in the UEFA Women's EURO 2017



Group A: Netherlands (hosts),
Norway, Denmark, Belgium

Group B: Germany (holders),
Sweden, Italy, Russia

Group C: France, Iceland,
Austria, Switzerland

Group D: England, Scotland,
Spain, Portugal

Management of women's football

Overall NA budget for women's football



NAs with dedicated women's football sponsors

2013/14	9
2016/17	12

Domestic women's football

NAs with a women's football league

2012/13

47

2016/17

52

Women's youth teams

2012/13

19,771

2016/17

34,194

NAs who have club licensing for women's football

2013/14

15

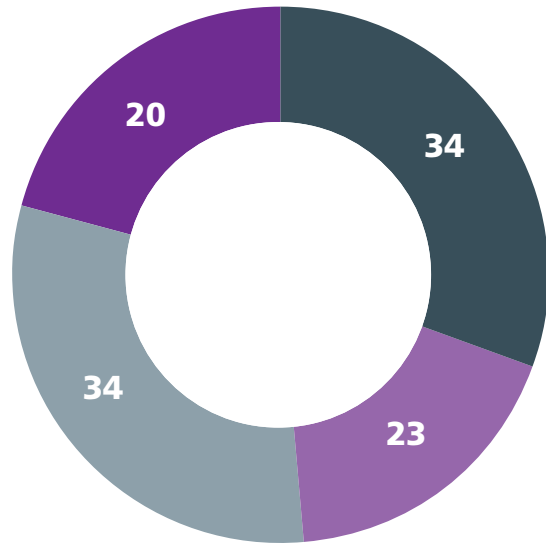
2016/17

22

Average distance from house to pitch

<10km	18
10-20km	12
>20km	25


Girls' football



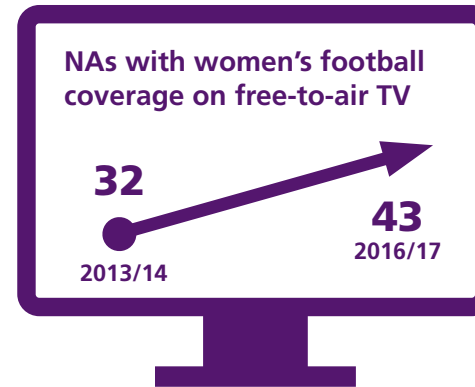
- NAs where football is the number 1 women's team sport
- NAs where girls' football is on the school curriculum
- NAs with formal links between clubs and schools
- NAs with disability programmes



Number of youth leagues (U6-U23)



Media coverage



Between 2013 and 2016, global revenues in the participating UEFA Women's Champions League markets increased by more than 92%

The cumulative live TV audience for the UEFA Women's Champions League in 2016 was 3.52m people



Active women's football campaigns on Facebook



Active women's football campaigns on YouTube



Active women's football campaigns on Twitter



Active women's football campaigns on Instagram



Spectators

Countries that have increased the average attendance at national team matches by more than 2,000 in the last five years:



Average attendance at national team games

2016/17 **1,848**
2012/13 **1,575** ↑

Average attendance at matches in the top national league

2016/17 **314**
2012/13 **230** ↑

Record attendance (for the Women's U17 final in Belarus)
10,200



Women, governance and committees

Women working at managerial level or above in NAs

2012/13

121

2016/17

399

NAs with a women's football committee

2012/13

35

2016/17

44

National association factsheets 2016/17

Page numbers

Albania	14	Georgia	33	Norway	52
Andorra	15	Germany	34	Poland	53
Armenia	16	Gibraltar	35	Portugal	54
Austria	17	Greece	36	Republic of Ireland	55
Azerbaijan	18	Hungary	37	Romania	56
Belarus	19	Iceland	38	Russia	57
Belgium	20	Israel	39	San Marino	58
Bosnia and Herzegovina	21	Italy	40	Scotland	59
Bulgaria	22	Kazakhstan	41	Serbia	60
Croatia	23	Kosovo	42	Slovakia	61
Cyprus	24	Latvia	43	Slovenia	62
Czech Republic	25	Liechtenstein	44	Spain	63
Denmark	26	Lithuania	45	Sweden	64
England	27	Luxembourg	46	Switzerland	65
Estonia	28	Malta	47	Turkey	66
Faroe Islands	29	Moldova	48	Ukraine	67
Finland	30	Montenegro	49	Wales	68
France	31	Netherlands	50		
FYR Macedonia	32	Northern Ireland	51		

Notes

General

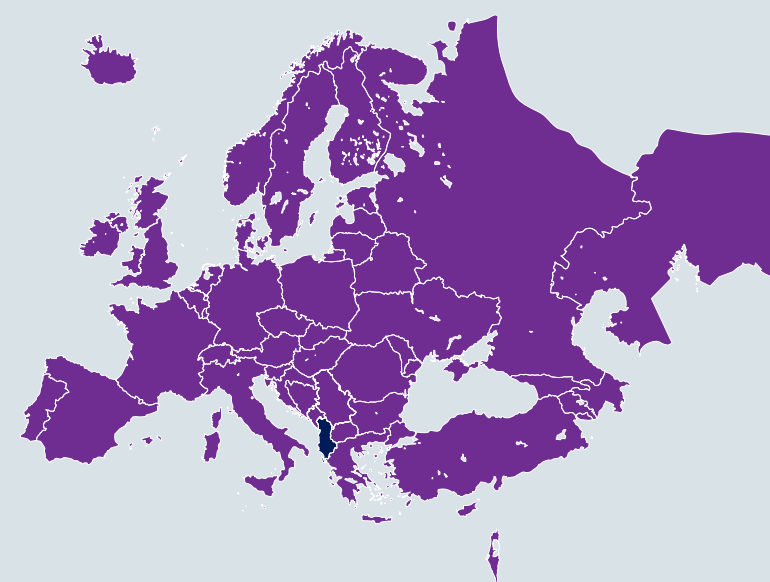
- To ensure consistency across communications, the number of registered players and coaches has been taken from the UEFA Grassroots Charter, for which the data was collected in June 2016, and not from the women's football survey.
- The entry entitled "Top level where women referee matches" refers to matches outside women's football.
- Budgets may have altered slightly as a result of changes to exchange rates.
- UEFA coefficients/rankings and FIFA rankings were calculated on 26 October 2016 and 26 August 2016 respectively.
- The entry entitled "no. of dedicated staff for women's football" and "no. of administrative staff for women's football" covers staff dedicated entirely to women's football.
- 'No of professional players' refers to nationals and foreign nationals playing in the domestic league and not players from that country playing abroad.
- The average attendance for national team matches refers to women's national A teams.
- The dash (-) between two youth teams (for instance, U14-U17) means that the NA has all the categories between (in this case U14, U15, U16 and U17).
- The number of NAs has increased from 53 in 2012/13, to 54 in 2013/14 when Gibraltar became a member, to 55 in 2016/17 with the addition of Kosovo. These changes should be taken into account when considering the infographics.

NA-specific

- Domestic club teams from Andorra, Liechtenstein and San Marino are playing in leagues organised by bordering countries (Spain, Switzerland and Italy respectively). They do not have a domestic league in their own country.
- The number of people working in the Moldovan FA reduced from 185 to 45 because staff working at the technical centre and futsal arena were discounted in this year's survey.
- The women's football committee in Gibraltar is now the Football Development Committee.
- Iceland does not have separate finances for men's and women's football.
- Kosovo is not yet a member of the UEFA Coaching Convention. Until then, the number of UEFA-endorsed licence holders cannot be verified.
- Malta was updating its player registration system and was unable to provide backdated player registration details.
- The Netherlands has a board of supervisors and a board of directors for amateur football rather than a women's committee.



Albania



Population: **3 million**
 FIFA ranking: **76**
 UEFA coefficient (ranking): **9,121 (37)**
 Year women's football began: **2009**

Registered players

Total no of registered female players	357
No of registered female adult (18+) players	205
No of registered female youth (<18) players	152

Growth of women's football

Total no of registered female players 2015/16	360
Change since 2015/16	-3
Change since 2011/12	+42 %

Domestic women's football

No of registered senior teams	10
Total no of levels in football pyramid	1
Structure of national league	Closed
No of teams in top national division	10
Summer or winter league for top division?	Winter
Average distance to local club	< 10km
Club licensing implemented for women's football?	No

Professional and foreign players

No of professional players	25
No of semi-professional players	10
No of foreign professional players	0
No of clubs with professional players	1
Restriction on no of foreign players?	Yes

Management of women's football

Budget for women's football	€300,000
Specific commercial sponsors?	No

National teams & national team coaches

Senior national team?	Yes
Youth national teams?	U19
Qualifications of national team head coaches	
Senior team	U19 U17
UEFA Pro	UEFA Pro -

Girls' football

Age categories of youth leagues	None
Girls' football on school curriculum?	No
Formal links between clubs and schools?	No
Age until which mixed football is played	No mixed football
Most participated team sport(s)	Volleyball & basketball
Status in UEFA Grassroots Charter	Bronze

Number of male and female coaches

Ratio of male to female coaches in women's football	80:20
	M F
UEFA Pro licence holders	71 0
UEFA A licence holders	248 0
UEFA B licence holders	537 4
National C licence holders	190 3

Female referees

Total no of qualified female referees	30
Do they referee men's matches?	Yes
Top level where women referee matches	Men's fourth division
Programme targeting development and recruitment of female referees?	Yes

Spectators and social media

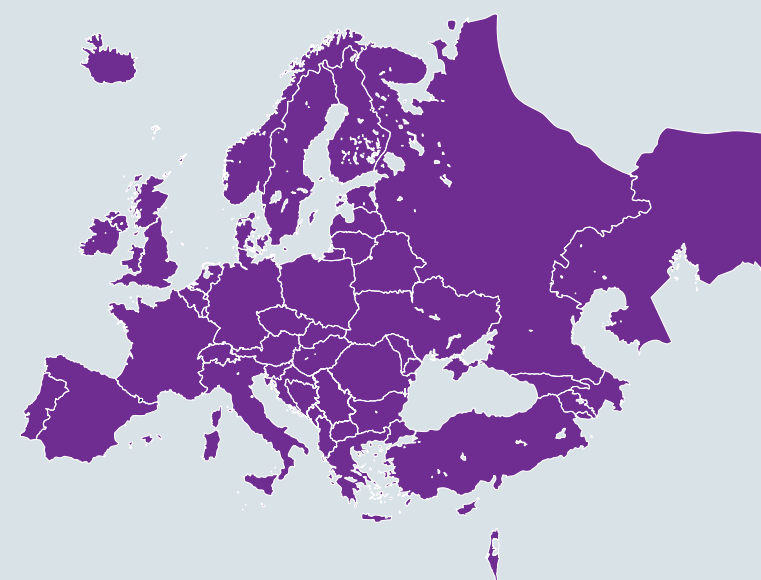
Av. attendance at national team matches	100
Change since 2011/12	-1,900
Av. attendance at top national league matches	50
Change since 2011/12	-650
Social media campaigns for women's football?	Yes

Women, governance and committees

No of dedicated staff for women's football	3
No of administrative staff for women's football	0
Total no of staff	65
No of women at managerial level or above	2
Women's committee?	Yes
No of men and women on women's committee	M F
	5 0
No of women on all committees	0



Andorra



Population: **86,000**
 FIFA ranking: -
 UEFA coefficient (ranking): **1,793 (49)**
 Year women's football began: **2004**

Registered players

Total no of registered female players	202
No of registered female adult (18+) players	23
No of registered female youth (<18) players	179

Growth of women's football

Total no of registered female players 2015/16	125
Change since 2015/16	+77
Change since 2011/12	+169%

Domestic women's football

No of registered senior teams	1
Total no of levels in football pyramid	0
Structure of national league	-
No of teams in top national division	-
Summer or winter league for top division?	-
Average distance to local club	<10km
Club licensing implemented for women's football?	No

Professional and foreign players

No of professional players	0
No of semi-professional players	0
No of foreign professional players	0
No of clubs with professional players	0
Restriction on no of foreign players?	No

Management of women's football

Budget for women's football	€11,807
Specific commercial sponsors?	No

National teams & national team coaches

Senior national team?	Yes
Youth national teams?	-
Qualifications of national team head coaches	
Senior team	U19 U17
UEFA A	- -

Girls' football

Age categories of youth leagues	U9, U13
Girls' football on school curriculum?	No
Formal links between clubs and schools?	No
Age until which mixed football is played	11
Most participated team sport	Basketball
Status in UEFA Grassroots Charter	Silver

Number of male and female coaches

Ratio of male to female coaches in women's football	90:10
	M F
UEFA Pro licence holders	6 0
UEFA A licence holders	28 0
UEFA B licence holders	92 2
National C licence holders	146 11

Female referees

Total no of qualified female referees	3
Do they referee men's matches?	Yes
Top level where women referee matches	Men's second division
Programme targeting development and recruitment of female referees?	No

Spectators and social media

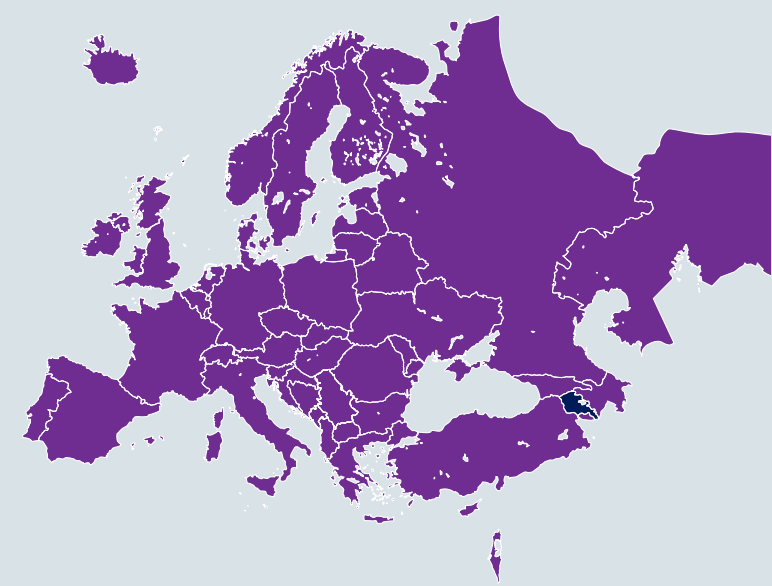
Av. attendance at national team matches	50
Change since 2011/12	+40
Av. attendance at top national league matches	40
Change since 2011/12	+40
Social media campaigns for women's football?	Yes

Women, governance and committees

No of dedicated staff for women's football	0
No of administrative staff for women's football	0
Total no of staff	22
No of women at managerial level or above	4
Women's committee?	Yes
No of men and women on women's committee	M F
	4 2
No of women on all committees	4



Armenia



Population: **3 million**
 FIFA ranking: -
 UEFA coefficient (ranking): **7,194 (43)**
 Year women's football began: **1999**

Registered players

Total no of registered female players	325
No of registered female adult (18+) players	70
No of registered female youth (<18) players	255

Growth of women's football

Total no of registered female players 2015/16	491
Change since 2015/16	-166
Change since 2011/12	-22%

Domestic women's football

No of registered senior teams	10
Total no of levels in football pyramid	1
Structure of national league	P & R
No of teams in top national division	10
Summer or winter league for top division?	Winter
Average distance to local club	< 10km
Club licensing implemented for women's football?	No

Professional and foreign players

No of professional players	0
No of semi-professional players	0
No of foreign professional players	0
No of clubs with professional players	0
Restriction on no of foreign players?	No

Management of women's football

Budget for women's football	€132,898
Specific commercial sponsors?	No

National teams & national team coaches

Senior national team?	Yes		
Youth national teams?	U19		
Qualifications of national team head coaches			
Senior team	U19	U17	
-	UEFA Pro	-	

Girls' football

Age categories of youth leagues	U12-U18
Girls' football on school curriculum?	Mixed
Formal links between clubs and schools?	Yes
Age until which mixed football is played	12
Most participated team sport	Football
Status in UEFA Grassroots Charter	Silver

Number of male and female coaches

Ratio of male to female coaches in women's football	80:20	
	M	F
UEFA Pro licence holders	25	1
UEFA A licence holders	70	1
UEFA B licence holders	172	1
National C licence holders	2,000	7

Female referees

Total no of qualified female referees	11
Do they referee men's matches?	Yes
Top level where women referee matches	Men's second division
Programme targeting development and recruitment of female referees?	Yes

Spectators and social media

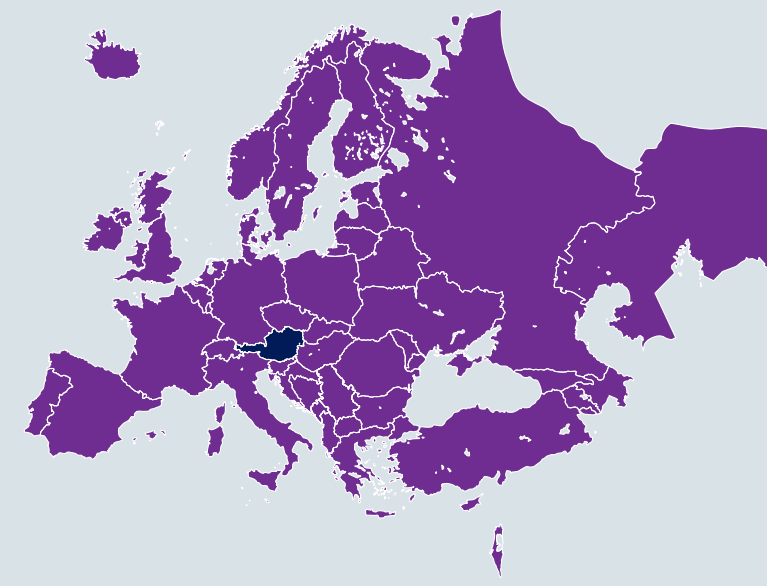
Av. attendance at national team matches	250
Change since 2011/12	-500
Av. attendance at top national league matches	100
Change since 2011/12	+100
Social media campaigns for women's football?	Yes

Women, governance and committees

No of dedicated staff for women's football	15	
No of administrative staff for women's football	2	
Total no of staff	50	
No of women at managerial level or above	2	
Women's committee?	Yes	
No of men and women on women's committee	M	F
	4	1
No of women on all committees	11	



Austria



Population: **8.7 million**
 FIFA ranking: **25**
 UEFA coefficient (ranking): **31,882 (13)**
 Year women's football began: **2005**

Registered players

Total no of registered female players	19,153
No of registered female adult (18+) players	7,520
No of registered female youth (<18) players	11,633

Growth of women's football

Total no of registered female players 2015/16	16,328
Change since 2015/16	+2,825
Change since 2011/12	+13%

Domestic women's football

No of registered senior teams	275
Total no of levels in football pyramid	5
Structure of national league	P & R
No of teams in top national division	10
Summer or winter league for top division?	Winter
Average distance to local club	10-20km
Club licensing implemented for women's football?	No

Professional and foreign players

No of professional players	10
No of semi-professional players	70
No of foreign professional players	7
No of clubs with professional players	3
Restriction on no of foreign players?	Yes

Management of women's football

Budget for women's football	€2,121,677
Specific commercial sponsors?	No

National teams & national team coaches

Senior national team?	Yes		
Youth national teams?	U17, U19		
Qualifications of national team head coaches			
Senior team	U19	U17	
UEFA Pro	UEFA A	UEFA A	

Girls' football

Age categories of youth leagues	U12, U14, U16
Girls' football on school curriculum?	Yes
Formal links between clubs and schools?	Yes
Age until which mixed football is played	19
Most participated team sport(s)	Football & volleyball
Status in UEFA Grassroots Charter	Silver

Number of male and female coaches

Ratio of male to female coaches in women's football	90:10	
	M	F
UEFA Pro licence holders	172	0
UEFA A licence holders	1,691	7
UEFA B licence holders	2,813	13
National C licence holders	24,070	466

Female referees

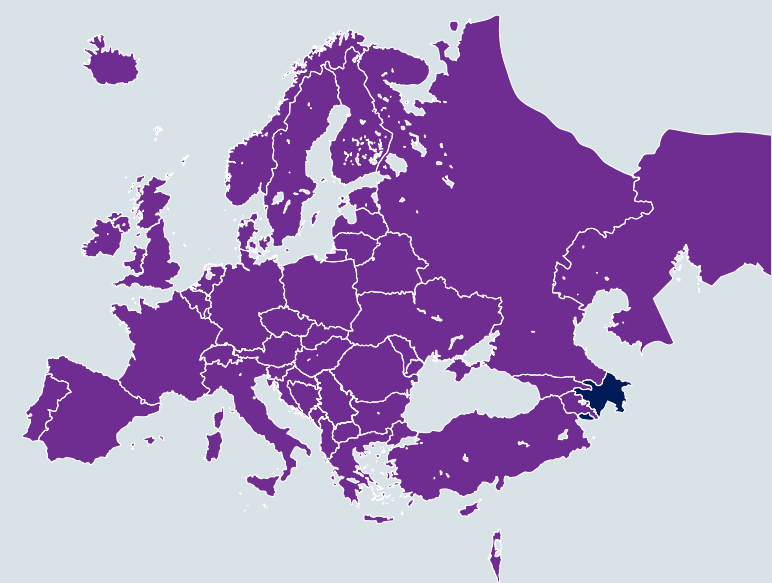
Total no of qualified female referees	67
Do they referee men's matches?	Yes
Top level where women referee matches	Men's third division
Programme targeting development and recruitment of female referees?	No

Spectators and social media

Av. attendance at national team matches	1,200
Change since 2011/12	+200
Av. attendance at top national league matches	150
Change since 2011/12	-150
Social media campaigns for women's football?	Yes

Women, governance and committees

No of dedicated staff for women's football	9	
No of administrative staff for women's football	2	
Total no of staff	60	
No of women at managerial level or above	4	
Women's committee?	Yes	
No of men and women on women's committee	M	F
	7	8
No of women on all committees	10	



Population: **9.7 million**
 FIFA ranking: -
 UEFA coefficient (ranking): -
 Year women's football began: **2010**

Registered players

Total no of registered female players	1,156
No of registered female adult (18+) players	91
No of registered female youth (<18) players	1,065

Growth of women's football

Total no of registered female players 2015/16	820
Change since 2015/16	+336
Change since 2011/12	+5 %

Domestic women's football

No of registered senior teams	5
Total no of levels in football pyramid	1
Structure of national league	P & R
No of teams in top national division	5
Summer or winter league for top division?	Winter
Average distance to local club	10-20km
Club licensing implemented for women's football?	No

Professional and foreign players

No of professional players	0
No of semi-professional players	0
No of foreign professional players	0
No of clubs with professional players	0
Restriction on no of foreign players?	No

Management of women's football

Budget for women's football	€890,571
Specific commercial sponsors?	No

National teams & national team coaches

Senior national team?	No
Youth national teams?	U15, U17, U19, U21

Qualifications of national team head coaches		
Senior team	U19	U17
-	UEFA A	UEFA A

Girls' football

Age categories of youth leagues	U11, U13, U16
Girls' football on school curriculum?	Mixed
Formal links between clubs and schools?	No
Age until which mixed football is played	No mixed football
Most participated team sport	Football
Status in UEFA Grassroots Charter	Silver

Number of male and female coaches

Ratio of male to female coaches in women's football	90:10
	M F
UEFA Pro licence holders	23 0
UEFA A licence holders	76 0
UEFA B licence holders	162 15
National C licence holders	247 14

Female referees

Total no of qualified female referees	18
Do they referee men's matches?	Yes
Top level where women referee matches	Men's second division
Programme targeting development and recruitment of female referees?	Yes

Spectators and social media

Av. attendance at national team matches	1000
Change since 2011/12	+400
Av. attendance at top national league matches	200
Change since 2011/12	0
Social media campaigns for women's football?	Yes

Women, governance and committees

No of dedicated staff for women's football	50
No of administrative staff for women's football	9
Total no of staff	417
No of women at managerial level or above	26
Women's committee?	No
No of men and women on women's committee	M F
	0 0
No of women on all committees	0



Belarus

Registered players

Total no of registered female players	2,170
No of registered female adult (18+) players	1,135
No of registered female youth (<18) players	1,035

Growth of women's football

Total no of registered female players 2015/16	2,010
Change since 2015/16	+160
Change since 2011/12	+124 %

Domestic women's football

No of registered senior teams	7
Total no of levels in football pyramid	1
Structure of national league	Closed
No of teams in top national division	7
Summer or winter league for top division?	Summer
Average distance to local club	+60km
Club licensing implemented for women's football?	No

Professional and foreign players

No of professional players	85
No of semi-professional players	0
No of foreign professional players	8
No of clubs with professional players	5
Restriction on no of foreign players?	Yes

Management of women's football

Budget for women's football	€1,130,239
Specific commercial sponsors?	No

National teams & national team coaches

Senior national team?	Yes		
Youth national teams?	U17-U19		
Qualifications of national team head coaches			
Senior team	U19	U17	
UEFA A	UEFA B	UEFA B	

Girls' football

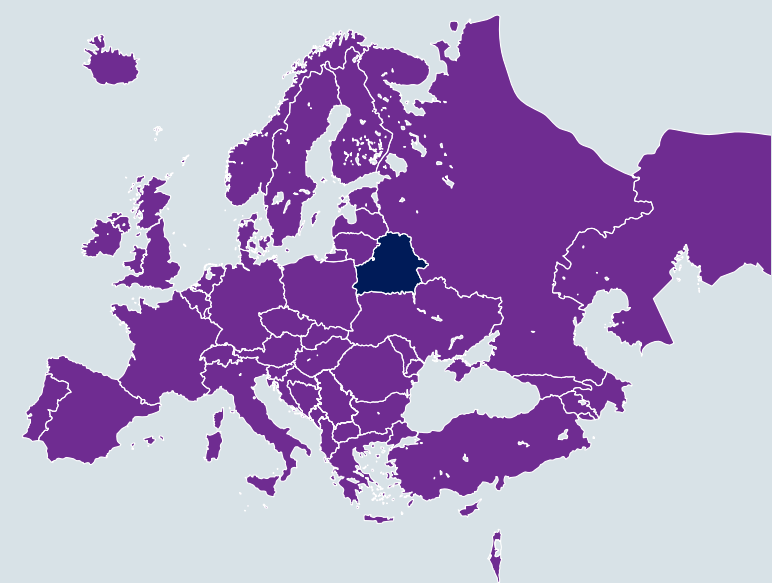
Age categories of youth leagues	U8-U18
Girls' football on school curriculum?	Mixed
Formal links between clubs and schools?	No
Age until which mixed football is played	No mixed football
Most participated team sport	Basketball
Status in UEFA Grassroots Charter	Silver

Number of male and female coaches

Ratio of male to female coaches in women's football	95:5	
	M	F
UEFA Pro licence holders	42	0
UEFA A licence holders	138	0
UEFA B licence holders	213	6
National C licence holders	0	0

Female referees

Total no of qualified female referees	6
Do they referee men's matches?	Yes
Top level where women referee matches	Men's third division
Programme targeting development and recruitment of female referees?	Yes



Population: **9.6 million**
 FIFA ranking: **50**
 UEFA coefficient (ranking): **19,434 (27)**
 Year women's football began: **1992**

Spectators and social media

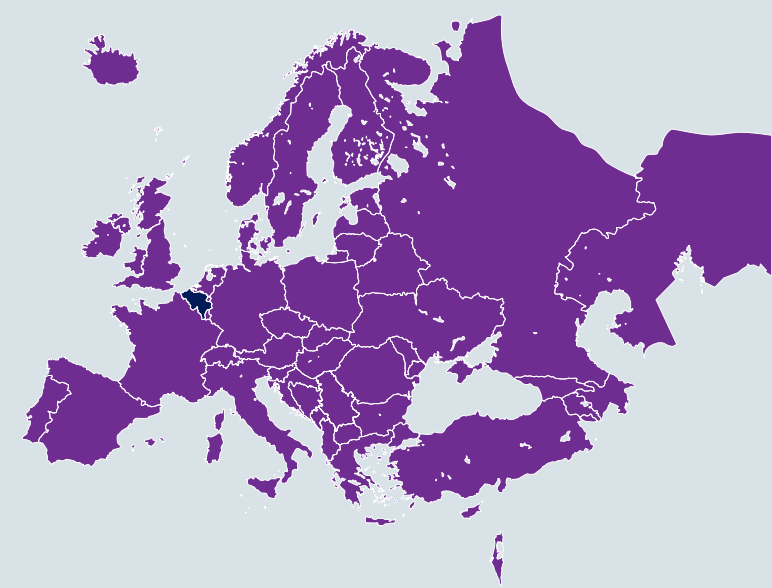
Av. attendance at national team matches	500
Change since 2011/12	-1,500
Av. attendance at top national league matches	100
Change since 2011/12	0
Social media campaigns for women's football?	No

Women, governance and committees

No of dedicated staff for women's football	7	
No of administrative staff for women's football	1	
Total no of staff	71	
No of women at managerial level or above	4	
Women's committee?	Yes	
No of men and women on women's committee	M	F
	6	3
No of women on all committees	6	



Belgium



Registered players

Total no of registered female players	25,887
No of registered female adult (18+) players	16,484
No of registered female youth (<18) players	9,103

Growth of women's football

Total no of registered female players 2015/16	27,166
Change since 2015/2016	-1,279
Change since 2011/12	+66 %

Domestic women's football

No of registered senior teams	275
Total No of levels in football pyramid	5
Structure of national league	P & R
No of teams in top national division	7
Summer or winter league for top division?	Winter
Average distance to local club	10-20km
Club licensing implemented for women's football?	Yes

Professional and foreign players

No of professional players	1
No of semi-professional players	0
No of foreign professional players	1
No of clubs with professional players	0
Restriction on no of foreign players?	No

Management of women's football

Budget for women's football	€1,416,857
Specific commercial sponsors?	Yes

National teams & national team coaches

Senior national team?	Yes	
Youth national teams?	U15-U17, U19, U21	
Qualifications of national team head coaches		
Senior team	U19	U17
UEFA Pro	UEFA Pro	UEFA B

Girls' football

Age categories of youth leagues	U11, U13, U16
Girls' football on school curriculum?	No
Formal links between clubs and schools?	No
Age until which mixed football is played	18
Most participated team sport	
Status in UEFA Grassroots Charter	Bronze

Number of male and female coaches

Ratio of male to female coaches in women's football	95:5	
	M	F
UEFA Pro licence holders	136	0
UEFA A licence holders	2,678	6
UEFA B licence holders	5,450	66
National C licence holders	9,822	783

Female referees

Total no of qualified female referees	91
Do they referee men's matches?	Yes
Top level where women referee matches	Men's second division
Programme targeting development and recruitment of female referees?	Yes

Population: **11.4 million**
 FIFA ranking: **26**
 UEFA coefficient (ranking): **31,213 (14)**
 Year women's football began: **1971**

Spectators and social media

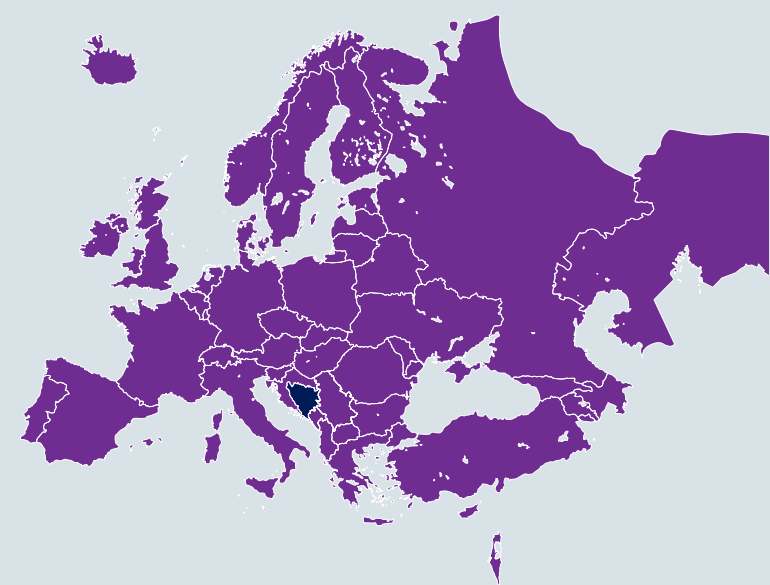
Av. attendance at national team matches	4,100
Change since 2011/12	+3,300
Av. attendance at top national league matches	250
Change since 2011/12	+100
Social media campaigns for women's football?	Yes

Women, governance and committees

No of dedicated staff for women's football	4	
No of administrative staff for women's football	2	
Total no of staff	209	
No of women at managerial level or above	1	
Women's committee?	Yes	
No of men and women on women's committee	M	F
	7	8
No of women on all committees	8	



Bosnia and Herzegovina



Population: **3.9 million**
 FIFA ranking: **60**
 UEFA coefficient (ranking): **19,546 (26)**
 Year women's football began: **1998**

Spectators and social media

Av. attendance at national team matches	500
Change since 2011/12	+250
Av. attendance at top national league matches	100
Change since 2011/12	0
Social media campaigns for women's football?	Yes

Women, governance and committees

No of dedicated staff for women's football	1
No of administrative staff for women's football	2
Total no of staff	40
No of women at managerial level or above	2
Women's committee?	Yes
No of men and women on women's committee	M 5 F 1
No of women on all committees	1

Registered players

Total no of registered female players	1,270
No of registered female adult (18+) players	700
No of registered female youth (<18) players	570

Growth of women's football

Total no of registered female players 2015/16	943
Change since 2015/16	+327
Change since 2011/12	+176 %

Domestic women's football

No of registered senior teams	36
Total no of levels in football pyramid	3
Structure of national league	P & R
No of teams in top national division	8
Summer or winter league for top division?	Winter
Average distance to local club	20-40km
Club licensing implemented for women's football?	No

Professional and foreign players

No of professional players	0
No of semi-professional players	0
No of foreign professional players	0
No of clubs with professional players	0
Restriction on no of foreign players?	Yes

Management of women's football

Budget for women's football	€816,584
Specific commercial sponsors?	No

National teams & national team coaches

Senior national team?	Yes
Youth national teams?	U16-U19
Qualifications of national team head coaches	
Senior team	U19 U17
UEFA A	UEFA Pro UEFA A

Girls' football

Age categories of youth leagues	U17
Girls' football on school curriculum?	No
Formal links between clubs and schools?	No
Age until which mixed football is played	No mixed football
Most participated team sport(s)	Basketball, handball & football
Status in UEFA Grassroots Charter	Bronze

Number of male and female coaches

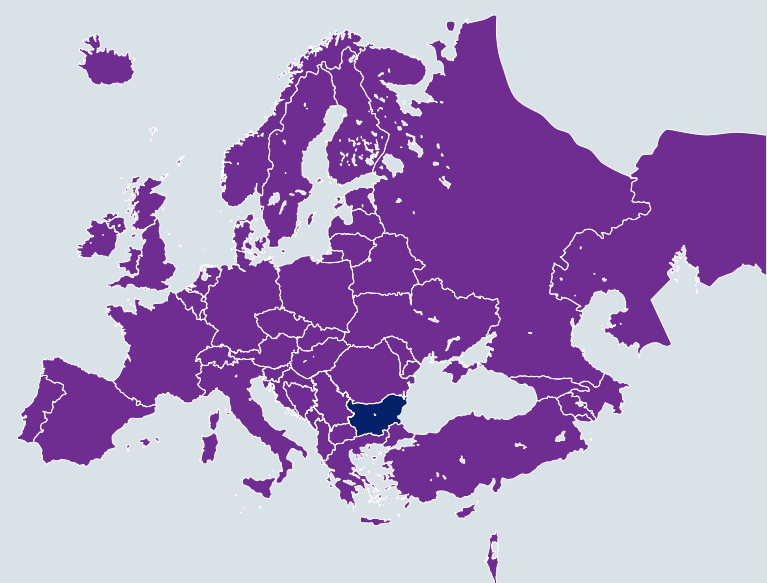
Ratio of male to female coaches in women's football	98:2
	M F
UEFA Pro licence holders	199 0
UEFA A licence holders	810 1
UEFA B licence holders	1,425 8
National C licence holders	138 26

Female referees

Total no of qualified female referees	73
Do they referee men's matches?	Yes
Top level where women referee matches	Men's fourth division
Programme targeting development and recruitment of female referees?	Yes



Bulgaria



Registered players

Total no of registered female players	1,074
No of registered female adult (18+) players	259
No of registered female youth (<18) players	815

Growth of women's football

Total no of registered female players 2015/16	943
Change since 2015/16	+131
Change since 2011/12	+207 %

Domestic women's football

No of registered senior teams	15
Total no of levels in football pyramid	1
Structure of national league	Closed
No of teams in top national division	11
Summer or winter league for top division?	Winter
Average distance to local club	<10km
Club licensing implemented for women's football?	Yes

Professional and foreign players

No of professional players	0
No of semi-professional players	0
No of foreign professional players	0
No of clubs with professional players	0
Restriction on no of foreign players?	No

Management of women's football

Budget for women's football	€12,754
Specific commercial sponsors?	No

National teams & national team coaches

Senior national team?	Yes		
Youth national teams?	U16-U19		
Qualifications of national team head coaches			
Senior team	U19	U17	
UEFA A	UEFA A	UEFA A	

Girls' football

Age categories of youth leagues	U12, U15, U17
Girls' football on school curriculum?	Mixed
Formal links between clubs and schools?	Yes
Age until which mixed football is played	14
Most participated team sport	Volleyball
Status in UEFA Grassroots Charter	Bronze

Number of male and female coaches

Ratio of male to female coaches in women's football	60:40	
	M	F
UEFA Pro licence holders	113	0
UEFA A licence holders	306	2
UEFA B licence holders	371	12
National C licence holders	193	19

Female referees

Total no of qualified female referees	39
Do they referee men's matches?	Yes
Top level where women referee matches	Men's second division
Programme targeting development and recruitment of female referees?	Yes

Population: **7.1 million**
 FIFA ranking: **69**
 UEFA coefficient (ranking): **7,817 (40)**
 Year women's football began: **1981**

Spectators and social media

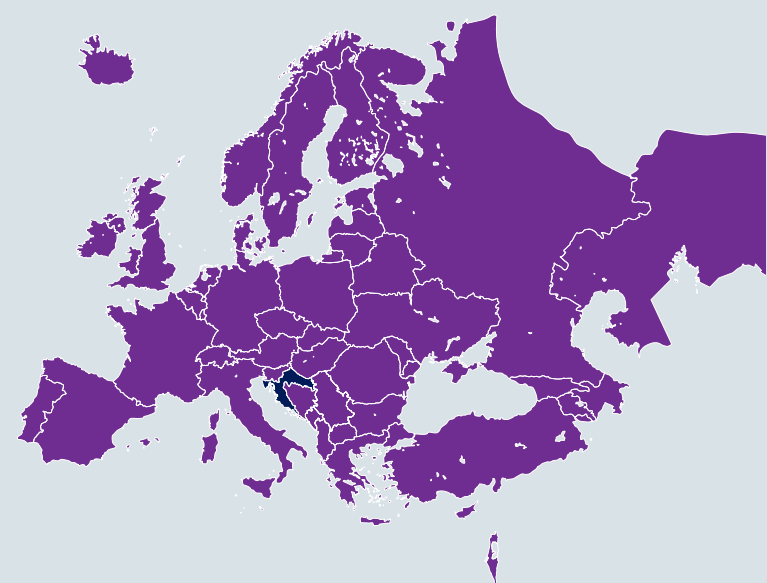
Av. attendance at national team matches	200
Change since 2011/12	+100
Av. attendance at top national league matches	100
Change since 2011/12	+60
Social media campaigns for women's football?	Yes

Women, governance and committees

No of dedicated staff for women's football	34	
No of administrative staff for women's football	7	
Total no of staff	140	
No of women at managerial level or above	3	
Women's committee?	Yes	
No of men and women on women's committee	M	F
	0	5
No of women on all committees	7	



Croatia



Registered players

Total no of registered female players	2,185
No of registered female adult (18+) players	460
No of registered female youth (<18) players	1,725

Growth of women's football

Total no of registered female players 2015/16	1,663
Change since 2015/16	+522
Change since 2011/12	+26 %

Domestic women's football

No of registered senior teams	36
Total no of levels in football pyramid	2
Structure of national league	Closed
No of teams in top national division	10
Summer or winter league for top division?	Winter
Average distance to local club	20-40km
Club licensing implemented for women's football?	Yes

Professional and foreign players

No of professional players	12
No of semi-professional players	0
No of foreign professional players	1
No of clubs with professional players	2
Restriction on no of foreign players?	Yes

Management of women's football

Budget for women's football	€540,784
Specific commercial sponsors?	No

National teams & national team coaches

Senior national team?	Yes		
Youth national teams?	U15-U19		
Qualifications of national team head coaches			
Senior team	U19	U17	
UEFA A	UEFA Pro	UEFA Pro	

Girls' football

Age categories of youth leagues	U17
Girls' football on school curriculum?	Mixed
Formal links between clubs and schools?	No
Age until which mixed football is played	15
Most participated team sport	Volleyball
Status in UEFA Grassroots Charter	Bronze

Number of male and female coaches

Ratio of male to female coaches in women's football	95:5	
	M	F
UEFA Pro licence holders	137	1
UEFA A licence holders	451	5
UEFA B licence holders	1,818	10
National C licence holders	1,529	8

Female referees

Total no of qualified female referees	105
Do they referee men's matches?	Yes
Top level where women referee matches	Men's top division
Programme targeting development and recruitment of female referees?	Yes

Population: **4.3 million**
 FIFA ranking: **53**
 UEFA coefficient (ranking): **16,266 (31)**
 Year women's football began: **1971**

Spectators and social media

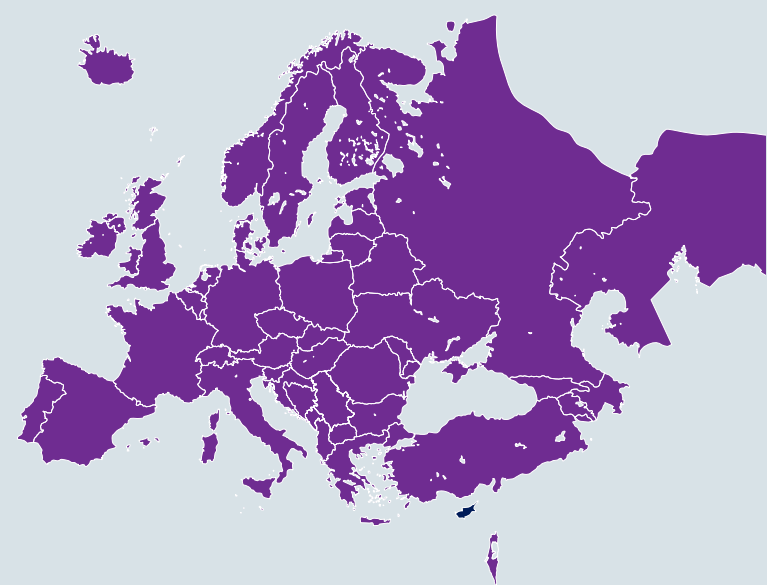
Av. attendance at national team matches	500
Change since 2011/12	+150
Av. attendance at top national league matches	30
Change since 2011/12	-10
Social media campaigns for women's football?	Yes

Women, governance and committees

No of dedicated staff for women's football	19	
No of administrative staff for women's football	3	
Total no of staff	56	
No of women at managerial level or above	10	
Women's committee?	Yes	
No of men and women on women's committee	M	F
	4	3
No of women on all committees	9	



Cyprus



Registered players

Total no of registered female players	1,465
No of registered female adult (18+) players	106
No of registered female youth (<18) players	1,359

Growth of women's football

Total no of registered female players 2015/16	697
Change since 2015/16	+768
Change since 2011/12	+67 %

Domestic women's football

No of registered senior teams	9
Total no of levels in football pyramid	1
Structure of national league	Closed
No of teams in top national division	9
Summer or winter league for top division?	Winter
Average distance to local club	40-60km
Club licensing implemented for women's football?	No

Professional and foreign players

No of professional players	74
No of semi-professional players	0
No of foreign professional players	18
No of clubs with professional players	9
Restriction on no of foreign players?	Yes

Management of women's football

Budget for women's football	€173,952
Specific commercial sponsors?	No

National teams & national team coaches

Senior national team?	Yes		
Youth national teams?	U19		
Qualifications of national team head coaches			
Senior team	U19	U17	
UEFA A	UEFA A	-	

Girls' football

Age categories of youth leagues	U6-U15
Girls' football on school curriculum?	Mixed
Formal links between clubs and schools?	No
Age until which mixed football is played	15
Most participated team sport	Volleyball
Status in UEFA Grassroots Charter	Silver

Number of male and female coaches

Ratio of male to female coaches in women's football	98:2	
	M	F
UEFA Pro licence holders	52	0
UEFA A licence holders	307	2
UEFA B licence holders	367	12
National C licence holders	308	5

Female referees

Total no of qualified female referees	15
Do they referee men's matches?	Yes
Top level where women referee matches	Men's third division
Programme targeting development and recruitment of female referees?	Yes

Population: **850,000**
 FIFA ranking: **111**
 UEFA coefficient (ranking): **-**
 Year women's football began: **1972**

Spectators and social media

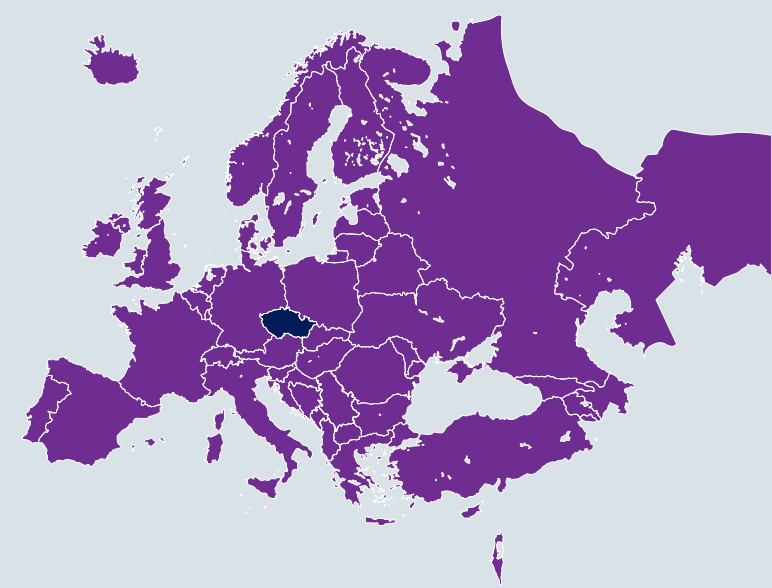
Av. attendance at national team matches	100
Change since 2011/12	0
Av. attendance at top national league matches	400
Change since 2011/12	+300
Social media campaigns for women's football?	No

Women, governance and committees

No of dedicated staff for women's football	2	
No of administrative staff for women's football	1	
Total no of staff	35	
No of women at managerial level or above	0	
Women's committee?	Yes	
No of men and women on women's committee	M	F
	6	2
No of women on all committees	7	



Czech Republic



Population: **10.6 million**
 FIFA ranking: **33**
 UEFA coefficient (ranking): **23,874 (21)**
 Year women's football began: **1992**

Registered players

Total no of registered female players	15,473
No of registered female adult (18+) players	7,101
No of registered female youth (<18) players	8,372

Growth of women's football

Total no of registered female players 2015/16	9,839
Change since 2015/16	+5,634
Change since 2011/12	-18 %

Domestic women's football

No of registered senior teams	92
Total no of levels in football pyramid	4
Structure of national league	P & R
No of teams in top national division	8
Summer or winter league for top division?	Winter
Average distance to local club	20-40km
Club licensing implemented for women's football?	Yes

Professional and foreign players

No of professional players	21
No of semi-professional players	0
No of foreign professional players	2
No of clubs with professional players	2
Restriction on no of foreign players?	Yes

Management of women's football

Budget for women's football	€902,208
Specific commercial sponsors?	No

National teams & national team coaches

Senior national team?	Yes		
Youth national teams?	U15-U17, U19		
Qualifications of national team head coaches			
Senior team	U19	U17	
UEFA Pro	UEFA Pro	UEFA A	

Girls' football

Age categories of youth leagues	U11, U13, U15, U18
Girls' football on school curriculum?	Mixed
Formal links between clubs and schools?	Yes
Age until which mixed football is played	15
Most participated team sport	Handball
Status in UEFA Grassroots Charter	Silver

Number of male and female coaches

Ratio of male to female coaches in women's football	98:2	
	M	F
UEFA Pro licence holders	385	1
UEFA A licence holders	1,715	10
UEFA B licence holders	4,382	35
National C licence holders	8,146	210

Female referees

Total no of qualified female referees	85
Do they referee men's matches?	Yes
Top level where women referee matches	Men's top division
Programme targeting development and recruitment of female referees?	Yes

Spectators and social media

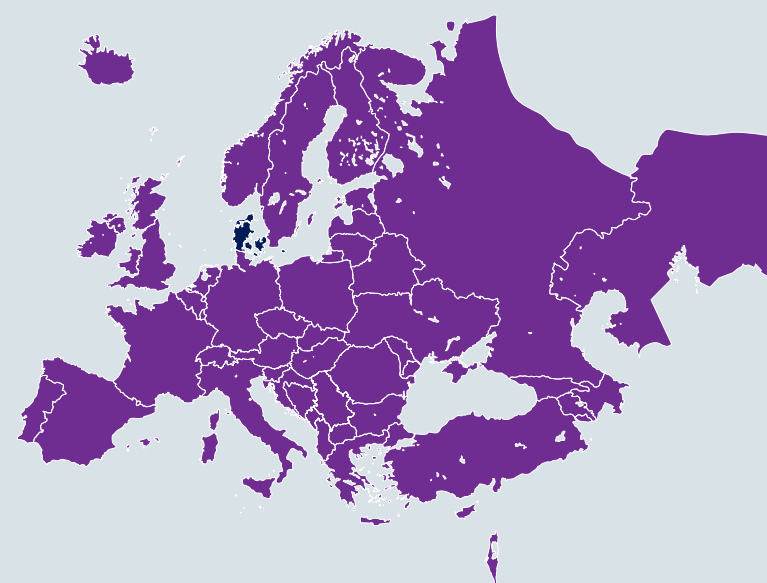
Av. attendance at national team matches	800
Change since 2011/12	+100
Av. attendance at top national league matches	250
Change since 2011/12	+50
Social media campaigns for women's football?	Yes

Women, governance and committees

No of dedicated staff for women's football	11	
No of administrative staff for women's football	5	
Total no of staff	182	
No of women at managerial level or above	4	
Women's committee?	Yes	
No of men and women on women's committee	M	F
	2	4
No of women on all committees	10	



Denmark



Registered players

Total no of registered female players	63,294
No of registered female adult (18+) players	16,248
No of registered female youth (<18) players	47,046

Growth of women's football

Total no of registered female players 2015/16	64,265
Change since 2015/16	-971
Change since 2011/12	-5 %

Domestic women's football

No of registered senior teams	1,306
Total no of levels in football pyramid	2
Structure of national league	P & R
No of teams in top national division	8
Summer or winter league for top division?	Winter
Average distance to local club	<10km
Club licensing implemented for women's football?	Yes

Professional and foreign players

No of professional players	0
No of semi-professional players	40
No of foreign professional players	0
No of clubs with professional players	2
Restriction on no of foreign players?	Yes

Management of women's football

Budget for women's football	€3,034,491
Specific commercial sponsors?	No

National teams & national team coaches

Senior national team?	Yes
Youth national teams?	U16, U17, U19, U23
Qualifications of national team head coaches	
Senior team	U19 U17

Girls' football

Age categories of youth leagues	U7-U16, U18
Girls' football on school curriculum?	Mixed
Formal links between clubs and schools?	Yes
Age until which mixed football is played	No age limit
Most participated team sport	Gold
Status in UEFA Grassroots Charter	Gold

Number of male and female coaches

Ratio of male to female coaches in women's football	85:15
	M F
UEFA Pro licence holders	127 2
UEFA A licence holders	613 17
UEFA B licence holders	1,727 58
National C licence holders	598 56

Female referees

Total no of qualified female referees	78
Do they referee men's matches?	Yes
Top level where women referee matches	Men's second division
Programme targeting development and recruitment of female referees?	Yes

Population: **5.6 million**
 FIFA ranking: **20**
 UEFA coefficient (ranking): **32,915 (12)**
 Year women's football began: **1974**

Spectators and social media

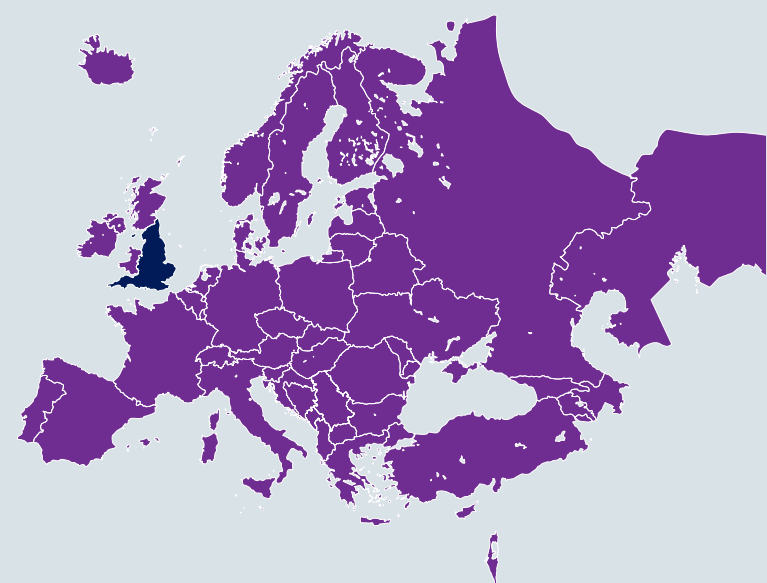
Av. attendance at national team matches	4,012
Change since 2011/12	+1,012
Av. attendance at top national league matches	147
Change since 2011/12	-3
Social media campaigns for women's football?	Yes

Women, governance and committees

No of dedicated staff for women's football	12
No of administrative staff for women's football	7
Total no of staff	99
No of women at managerial level or above	4
Women's committee?	Yes
No of men and women on women's committee	M F
	5 2
No of women on all committees	10



England



Registered players

Total no of registered female players	106,910
No of registered female adult (18+) players	37,425
No of registered female youth (<18) players	69,485

Growth of women's football

Total no of registered female players 2015/16	99,491
Change since 2015/16	+7,419
Change since 2011/12	+19 %

Domestic women's football

No of registered senior teams	1,545
Total no of levels in football pyramid	7
Structure of national league	Promotion only
No of teams in top national division	19
Summer or winter league for top division?	Summer
Average distance to local club	<10km
Club licensing implemented for women's football?	Yes

Professional and foreign players

No of professional players	215
No of semi-professional players	-
No of foreign professional players	49
No of clubs with professional players	9
Restriction on no of foreign players?	Yes

Management of women's football

Budget for women's football	
Specific commercial sponsors?	Yes

National teams & national team coaches

Senior national team?	Yes	
Youth national teams?	U15-U20, U23	
Qualifications of national team head coaches		
Senior team	U19	U17
UEFA Pro	UEFA Pro	UEFA A

Girls' football

Age categories of youth leagues	U7-U18
Girls' football on school curriculum?	No
Formal links between clubs and schools?	Yes
Age until which mixed football is played	18
Most participated team sport	Football
Status in UEFA Grassroots Charter	Gold

Number of male and female coaches

Ratio of male to female coaches in women's football	91:9	
	M	F
UEFA Pro licence holders	278	5
UEFA A licence holders	1,484	29
UEFA B licence holders	310	
National C licence holders	2,941	

Female referees

Total no of qualified female referees	1,283
Do they referee men's matches?	Yes
Top level where women referee matches	Men's top division
Programme targeting development and recruitment of female referees?	Yes

Population: **54.8 million**
 FIFA ranking: **4**
 UEFA coefficient (ranking): **39,880 (3)**
 Year women's football began: **1993**

Spectators and social media

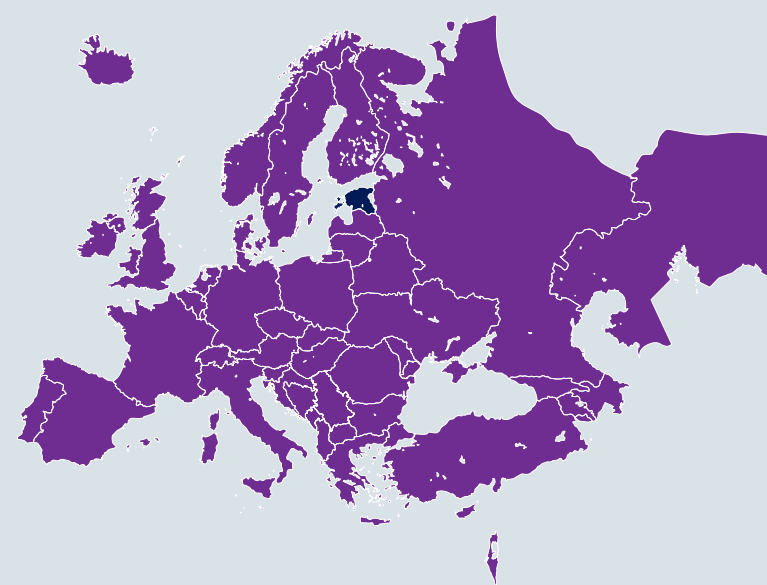
Av. attendance at national team matches	9,831
Change since 2011/12	+4,831
Av. attendance at top national league matches	1,058
Change since 2011/12	+858
Social media campaigns for women's football?	Yes

Women, governance and committees

No of dedicated staff for women's football	44	
No of administrative staff for women's football	31	
Total no of staff	768	
No of women at managerial level or above	51	
Women's committee?	Yes	
No of men and women on women's committee	M	F
	11	5
No of women on all committees	16	



Estonia



Registered players

Total no of registered female players	1,391
No of registered female adult (18+) players	591
No of registered female youth (<18) players	800

Growth of women's football

Total no of registered female players 2015/16	1,289
Change since 2015/16	+102
Change since 2011/12	+92 %

Domestic women's football

No of registered senior teams	35
Total no of levels in football pyramid	3
Structure of national league	P & R
No of teams in top national division	8
Summer or winter league for top division?	Summer
Average distance to local club	10-20km
Club licensing implemented for women's football?	Yes

Professional and foreign players

No of professional players	0
No of semi-professional players	0
No of foreign professional players	0
No of clubs with professional players	0
Restriction on no of foreign players?	Yes

Management of women's football

Budget for women's football	€476,871
Specific commercial sponsors?	No

National teams & national team coaches

Senior national team?	Yes		
Youth national teams?	U15-U17, U19		
Qualifications of national team head coaches			
Senior team	U19	U17	
UEFA Pro	UEFA Pro	UEFA Pro	

Girls' football

Age categories of youth leagues	U11, U13, U15, U17
Girls' football on school curriculum?	Mixed
Formal links between clubs and schools?	No
Age until which mixed football is played	12
Most participated team sport	Football
Status in UEFA Grassroots Charter	Bronze

Number of male and female coaches

Ratio of male to female coaches in women's football	70:30	
	M	F
UEFA Pro licence holders	27	1
UEFA A licence holders	81	2
UEFA B licence holders	182	15
National C licence holders	335	48

Female referees

Total no of qualified female referees	91
Do they referee men's matches?	Yes
Top level where women referee matches	Men's second division
Programme targeting development and recruitment of female referees?	Yes

Population: **1.3 million**
 FIFA ranking: **85**
 UEFA coefficient (ranking): **11,151 (36)**
 Year women's football began: **1994**

Spectators and social media

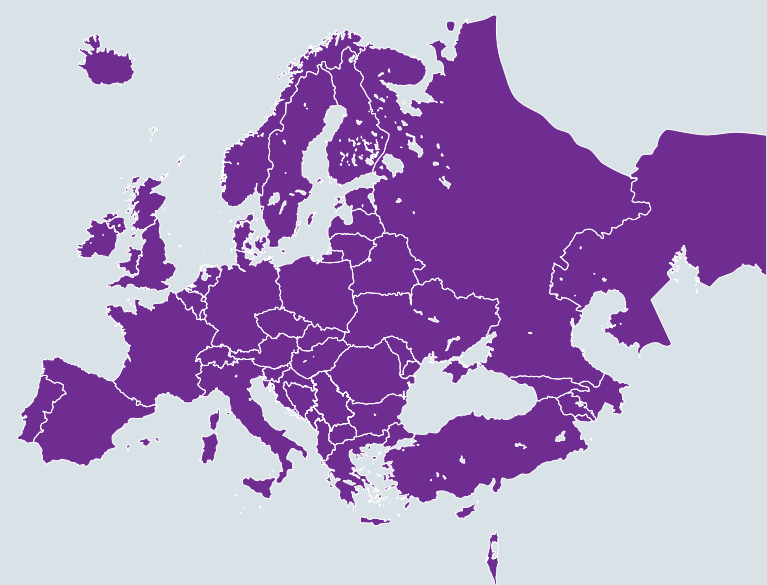
Av. attendance at national team matches	360
Change since 2011/12	+60
Av. attendance at top national league matches	40
Change since 2011/12	-110
Social media campaigns for women's football?	Yes

Women, governance and committees

No of dedicated staff for women's football	6	
No of administrative staff for women's football	3	
Total no of staff	73	
No of women at managerial level or above	15	
Women's committee?	Yes	
No of men and women on women's committee	M	F
	4	8
No of women on all committees	12	



Faroe Islands



Population: **50,000**
 FIFA ranking: **75**
 UEFA coefficient (ranking): **8,020 (38)**
 Year women's football began: **1984**

Spectators and social media

Av. attendance at national team matches	300
Change since 2011/12	-1,450
Av. attendance at top national league matches	30
Change since 2011/12	-420
Social media campaigns for women's football?	No

Women, governance and committees

No of dedicated staff for women's football	6
No of administrative staff for women's football	0
Total no of staff	14
No of women at managerial level or above	0
Women's committee?	Yes
No of men and women on women's committee	M 3 F 3
No of women on all committees	3

Registered players

Total no of registered female players	1,520
No of registered female adult (18+) players	420
No of registered female youth (<18) players	1,100

Growth of women's football

Total no of registered female players 2015/16	1,450
Change since 2015/16	+70
Change since 2011/12	+26 %

Domestic women's football

No of registered senior teams	13
Total no of levels in football pyramid	2
Structure of national league	Closed
No of teams in top national division	6
Summer or winter league for top division?	Summer
Average distance to local club	<10km
Club licensing implemented for women's football?	No

Professional and foreign players

No of professional players	0
No of semi-professional players	1
No of foreign professional players	0
No of clubs with professional players	1
Restriction on no of foreign players?	Yes

Management of women's football

Budget for women's football	€148,716
Specific commercial sponsors?	No

National teams & national team coaches

Senior national team?	Yes
Youth national teams?	U15-U19
Qualifications of national team head coaches	
Senior team	U19 U17
UEFA A	UEFA A UEFA A

Girls' football

Age categories of youth leagues	U6-U8, U10, U12, U14, U17
Girls' football on school curriculum?	No
Formal links between clubs and schools?	No
Age until which mixed football is played	12
Most participated team sport(s)	Football & handball
Status in UEFA Grassroots Charter	Silver

Number of male and female coaches

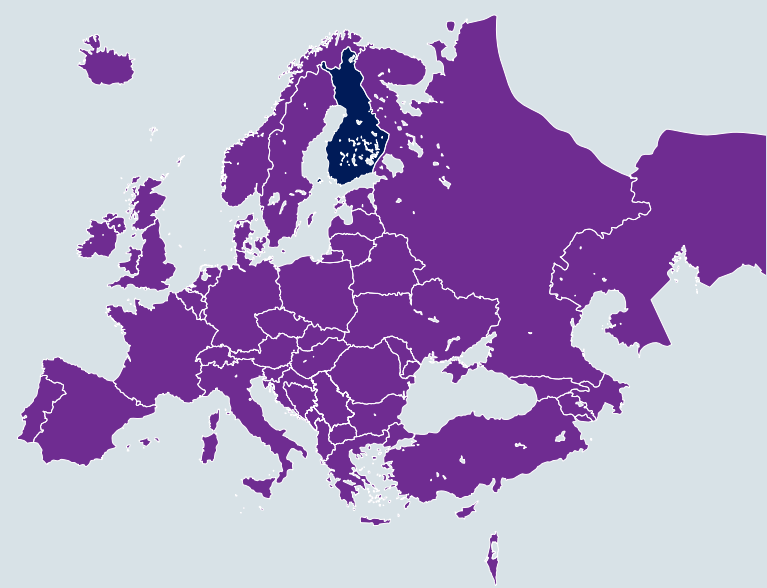
Ratio of male to female coaches in women's football	90:10
	M F
UEFA Pro licence holders	1 0
UEFA A licence holders	63 1
UEFA B licence holders	100 2
National C licence holders	243 102

Female referees

Total no of qualified female referees	2
Do they referee men's matches?	No
Top level where women referee matches	Women's top division
Programme targeting development and recruitment of female referees?	Yes



Finland



Registered players

Total no of registered female players	29,048
No of registered female adult (18+) players	5,189
No of registered female youth (<18) players	28,859

Growth of women's football

Total no of registered female players 2015/16	28,875
Change since 2015/16	+173
Change since 2011/12	+16 %

Domestic women's football

No of registered senior teams	284
Total no of levels in football pyramid	6
Structure of national league	P & R
No of teams in top national division	10
Summer or winter league for top division?	Summer
Average distance to local club	<10km
Club licensing implemented for women's football?	Yes

Professional and foreign players

No of professional players	5
No of semi-professional players	31
No of foreign professional players	5
No of clubs with professional players	2
Restriction on no of foreign players?	Yes

Management of women's football

Budget for women's football	€1,628,608
Specific commercial sponsors?	No

National teams & national team coaches

Senior national team?	Yes
Youth national teams?	U15-U19 , U23
Qualifications of national team head coaches	
Senior team	U19 U17

Girls' football

Age categories of youth leagues	U7-U18
Girls' football on school curriculum?	Mixed
Formal links between clubs and schools?	Yes
Age until which mixed football is played	15
Most participated team sport	Football
Status in UEFA Grassroots Charter	Gold

Number of male and female coaches

Ratio of male to female coaches in women's football	80:20
	M F
UEFA Pro licence holders	117 1
UEFA A licence holders	172 11
UEFA B licence holders	700 28
National C licence holders	160 40

Female referees

Total no of qualified female referees	277
Do they referee men's matches?	Yes
Top level where women referee matches	Men's third division
Programme targeting development and recruitment of female referees?	Yes

Population: **5.5 million**
 FIFA ranking: **28**
 UEFA coefficient (ranking): **29,815 (16)**
 Year women's football began: **1972**

Spectators and social media

Av. attendance at national team matches	2,399
Change since 2011/12	+1,187
Av. attendance at top national league matches	193
Change since 2011/12	+25
Social media campaigns for women's football?	Yes

Women, governance and committees

No of dedicated staff for women's football	6
No of administrative staff for women's football	2
Total no of staff	67
No of women at managerial level or above	1
Women's committee?	No
No of men and women on women's committee	M F
	0 0
No of women on all committees	17



France

Registered players

Total no of registered female players	106,612
No of registered female adult (18+) players	27,912
No of registered female youth (<18) players	78,684

Growth of women's football

Total no of registered female players 2015/16	85,500
Change since 2015/16	+21,112
Change since 2011/12	+83 %

Domestic women's football

No of registered senior teams	2,050
Total no of levels in football pyramid	5
Structure of national league	P & R
No of teams in top national division	12
Summer or winter league for top division?	Winter
Average distance to local club	20-40km
Club licensing implemented for women's football?	No

Professional and foreign players

No of professional players	126
No of semi-professional players	0
No of foreign professional players	29
No of clubs with professional players	11
Restriction on no of foreign players?	Yes

Management of women's football

Budget for women's football	€9,824,246
Specific commercial sponsors?	No

National teams & national team coaches

Senior national team?	Yes
Youth national teams?	U16-U19, U23
Qualifications of national team head coaches	
Senior team	U19 U17
UEFA Pro	UEFA Pro UEFA A

Girls' football

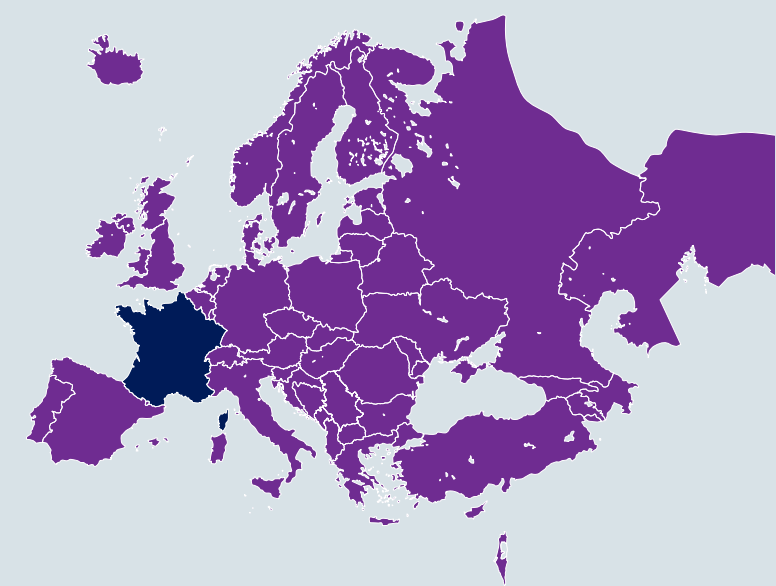
Age categories of youth leagues	U13, U15, U16, U19
Girls' football on school curriculum?	Mixed
Formal links between clubs and schools?	Yes
Age until which mixed football is played	15
Most participated team sport	Handball
Status in UEFA Grassroots Charter	Silver

Number of male and female coaches

Ratio of male to female coaches in women's football	90:10
	M F
UEFA Pro licence holders	110 2
UEFA A licence holders	4,500 82
UEFA B licence holders	1,876 66
National C licence holders	0 0

Female referees

Total no of qualified female referees	801
Do they referee men's matches?	Yes
Top level where women referee matches	Men's second division
Programme targeting development and recruitment of female referees?	Yes



Population: **66.8 million**
 FIFA ranking: **3**
 UEFA coefficient (ranking): **42,355 (2)**
 Year women's football began: **1970**

Spectators and social media

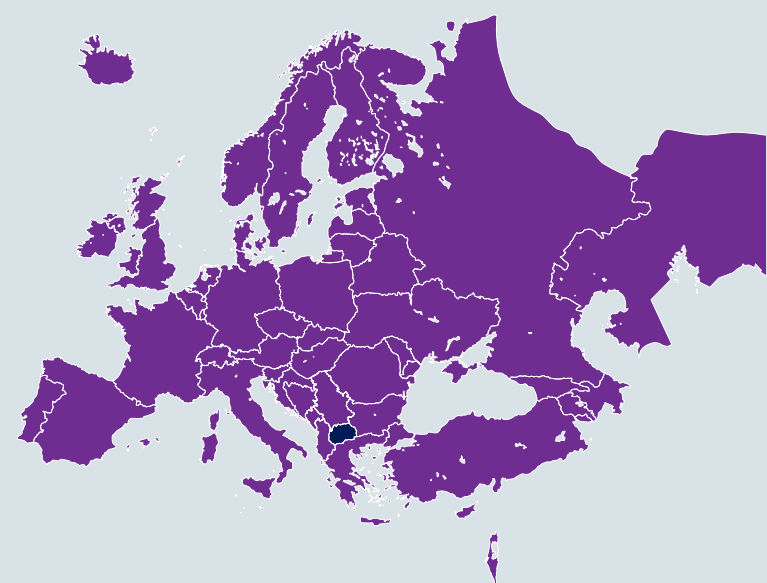
Av. attendance at national team matches	15,500
Change since 2011/12	+13,500
Av. attendance at top national league matches	1000
Change since 2011/12	+600
Social media campaigns for women's football?	Yes

Women, governance and committees

No of dedicated staff for women's football	47
No of administrative staff for women's football	26
Total no of staff	277
No of women at managerial level or above	21
Women's committee?	Yes
No of men and women on women's committee	M F
	6 8
No of women on all committees	16



FYR Macedonia



Registered players

Total no of registered female players	861
No of registered female adult (18+) players	312
No of registered female youth (<18) players	549

Growth of women's football

Total no of registered female players 2015/16	636
Change since 2015/16	+225
Change since 2011/12	-9 %

Domestic women's football

No of registered senior teams	10
Total no of levels in football pyramid	1
Structure of national league	P & R
No of teams in top national division	10
Summer or winter league for top division?	Summer
Average distance to local club	+60km
Club licensing implemented for women's football?	No

Professional and foreign players

No of professional players	2
No of semi-professional players	2
No of foreign professional players	2
No of clubs with professional players	1
Restriction on no of foreign players?	No

Management of women's football

Budget for women's football	€495,719
Specific commercial sponsors?	No

National teams & national team coaches

Senior national team?	Yes	
Youth national teams?	U17, U19	
Qualifications of national team head coaches		
Senior team	U19	U17
UEFA Pro	UEFA B	UEFA B

Girls' football

Age categories of youth leagues	U10-U16
Girls' football on school curriculum?	Mixed
Formal links between clubs and schools?	No
Age until which mixed football is played	10
Most participated team sport	Handball
Status in UEFA Grassroots Charter	Silver

Number of male and female coaches

Ratio of male to female coaches in women's football	70:30	
	M	F
UEFA Pro licence holders	73	0
UEFA A licence holders	205	0
UEFA B licence holders	415	19
National C licence holders	8	8

Female referees

Total no of qualified female referees	50
Do they referee men's matches?	Yes
Top level where women referee matches	Men's top division
Programme targeting development and recruitment of female referees?	No

Population: **2.1 million**
 FIFA ranking: **115**
 UEFA coefficient (ranking): **7,768 (41)**
 Year women's football began: **2004**

Spectators and social media

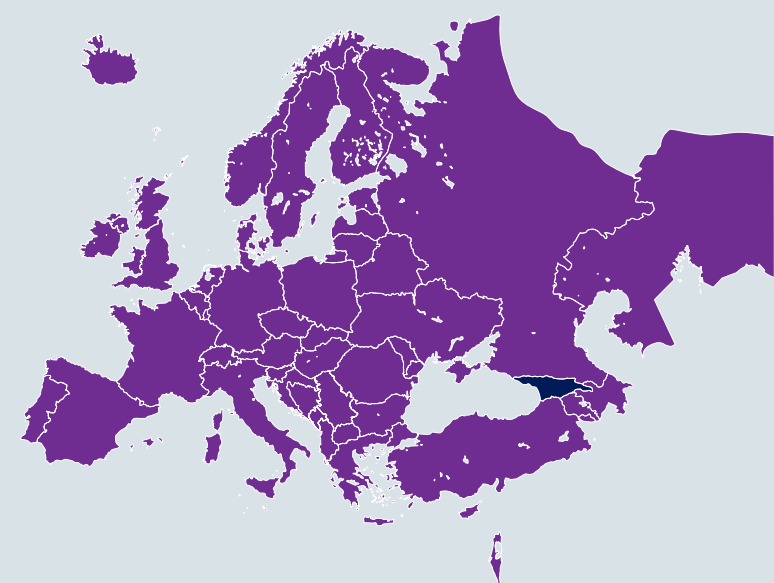
Av. attendance at national team matches	500
Change since 2011/12	-1,000
Av. attendance at top national league matches	500
Change since 2011/12	+300
Social media campaigns for women's football?	Yes

Women, governance and committees

No of dedicated staff for women's football	13	
No of administrative staff for women's football	1	
Total no of staff	50	
No of women at managerial level or above	10	
Women's committee?	Yes	
No of men and women on women's committee	M	F
	5	0
No of women on all committees	3	



Georgia



Population: **4.9 million**
 FIFA ranking: **108**
 UEFA coefficient (ranking): **6,316 (45)**
 Year women's football began: **2003**

Spectators and social media

Av. attendance at national team matches	300
Change since 2011/12	+300
Av. attendance at top national league matches	100
Change since 2011/12	+100
Social media campaigns for women's football?	Yes

Women, governance and committees

No of dedicated staff for women's football	14
No of administrative staff for women's football	4
Total no of staff	120
No of women at managerial level or above	6
Women's committee?	No
No of men and women on women's committee	M 0 F 0
No of women on all committees	1

Registered players

Total no of registered female players	270
No of registered female adult (18+) players	120
No of registered female youth (<18) players	150

Growth of women's football

Total no of registered female players 2015/16	120
Change since 2015/16	+150
Change since 2011/12	+23 %

Domestic women's football

No of registered senior teams	8
Total no of levels in football pyramid	1
Structure of national league	Closed
No of teams in top national division	6
Summer or winter league for top division?	Summer
Average distance to local club	10-20km
Club licensing implemented for women's football?	No

Professional and foreign players

No of professional players	50
No of semi-professional players	50
No of foreign professional players	0
No of clubs with professional players	6
Restriction on no of foreign players?	No

Management of women's football

Budget for women's football	€270,392
Specific commercial sponsors?	No

National teams & national team coaches

Senior national team?	Yes	
Youth national teams?	U16, U17, U19	
Qualifications of national team head coaches		
Senior team	U19	U17
UEFA A	UEFA A	UEFA B

Girls' football

Age categories of youth leagues	None
Girls' football on school curriculum?	No
Formal links between clubs and schools?	No
Age until which mixed football is played	No mixed football
Most participated team sport	Football
Status in UEFA Grassroots Charter	Silver

Number of male and female coaches

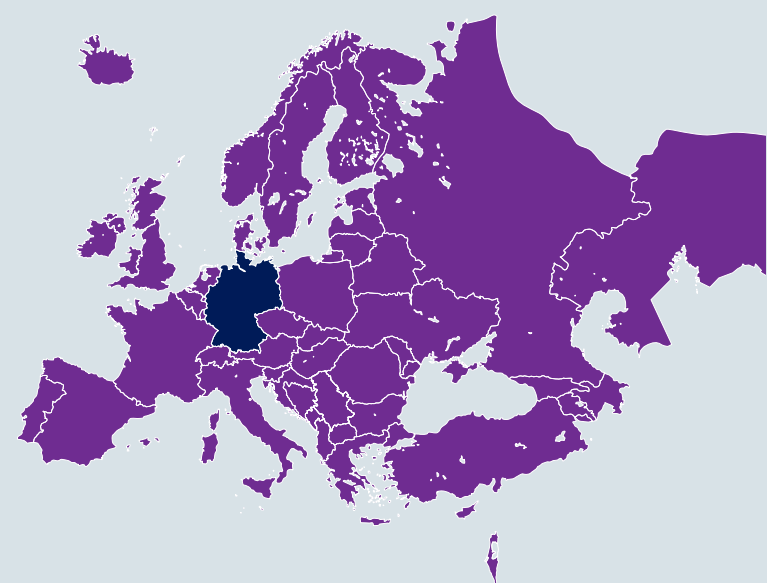
Ratio of male to female coaches in women's football	98:2
	M F
UEFA Pro licence holders	14 0
UEFA A licence holders	163 0
UEFA B licence holders	582 2
National C licence holders	1,344 10

Female referees

Total no of qualified female referees	2
Do they referee men's matches?	Yes
Top level where women referee matches	Men's fourth division
Programme targeting development and recruitment of female referees?	No



Germany



Registered players

Total no of registered female players	209,713
No of registered female adult (18+) players	94,198
No of registered female youth (<18) players	115,515

Growth of women's football

Total Nn of registered female players 2015/16	197,577
Change since 2015/16	+12,136
Change since 2011/12	-2 %

Domestic women's football

No of registered senior teams	4,456
Total no of levels in football pyramid	8
Structure of national league	P & R
No of teams in top national division	12
Summer or winter league for top division?	Winter
Average distance to local club	10-20km
Club licensing implemented for women's football?	Yes

Professional and foreign players

No of professional players	60
No of semi-professional players	320
No of foreign professional players	30
No of clubs with professional players	12
Restriction on no of foreign players?	Yes

Management of women's football

Budget for women's football	€9,013,070
Specific commercial sponsors?	Yes

National teams & national team coaches

Senior national team?	Yes
Youth national teams?	U15-U17, U19, U20

Qualifications of national team head coaches		
Senior team	U19	U17
UEFA Pro	UEFA Pro	UEFA Pro

Girls' football

Age categories of youth leagues	U6, U7, U9, U11, U13, U15, U17
Girls' football on school curriculum?	Mixed
Formal links between clubs and schools?	Yes
Age until which mixed football is played	16
Most participated team sport	Football
Status in UEFA Grassroots Charter	Gold

Number of male and female coaches

Ratio of male to female coaches in women's football	85:15
	M F
UEFA Pro licence holders	839 27
UEFA A licence holders	3,732 57
UEFA B licence holders	691
National C licence holders	2,558

Female referees

Total no of qualified female referees	2,489
Do they referee men's matches?	Yes
Top level where women referee matches	Men's second division
Programme targeting development and recruitment of female referees?	No

Population: **80.7 million**
 FIFA ranking: **2**
 UEFA coefficient (ranking): **42,957 (1)**
 Year women's football began: **1970**

Spectators and social media

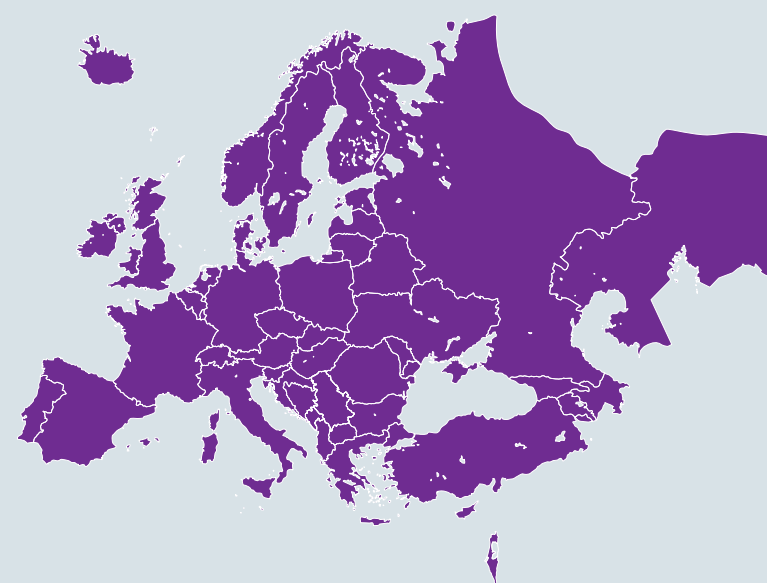
Av. attendance at national team matches	7,000
Change since 2011/12	-
Av. attendance at top national league matches	1,076
Change since 2011/12	-
Social media campaigns for women's football?	Yes

Women, governance and committees

No of dedicated staff for women's football	26
No of administrative staff for women's football	17
Total no of staff	276
No of women at managerial level or above	5
Women's committee?	Yes
No of men and women on women's committee	M F
	2 18
No of women on all committees	43



Gibraltar



Population: **29,000**
 FIFA ranking: -
 UEFA coefficient (ranking): -
 Year women's football began: **1989**

Registered players

Total no of registered female players	79
No of registered female adult (18+) players	44
No of registered female youth (<18) players	35

Growth of women's football

Total no of registered female players 2015/16	143
Growth since 2015/16	-64
Change since 2011/12	-39%

Domestic women's football

No of registered senior teams	4
Total no of levels in football pyramid	1
Structure of national league	Closed
No of teams in top national division	4
Summer or winter league for top division?	Winter
Average distance to local club	<10km
Club licensing implemented for women's football?	No

Professional and foreign players

No of professional players	0
No of semi-professional players	0
No of foreign professional players	0
No of clubs with professional players	0
Restriction on no of foreign players?	Yes

Management of women's football

Budget for women's football	€99,144
Specific commercial sponsors?	No

National teams & national team coaches

Senior national team?	Yes
Youth national teams?	-
Qualifications of national team head coaches	
Senior team	U19 U17
UEFA Pro	- -

Girls' football

Age categories of youth leagues	None
Girls' football on school curriculum?	Mixed
Formal links between clubs and schools?	Yes
Age until which mixed football is played	12
Most participated team sport	Netball
Status in UEFA Grassroots Charter	Bronze

Number of male and female coaches

Ratio of male to female coaches in women's football	90:10	
	M	F
UEFA Pro licence holders	1	0
UEFA A licence holders	1	0
UEFA B licence holders	6	0
National C licence holders	34	9

Female referees

Total no of qualified female referees	4
Do they referee men's matches?	Yes
Top level where women referee matches	Men's amateur league
Programme targeting development and recruitment of female referees?	Yes

Spectators and social media

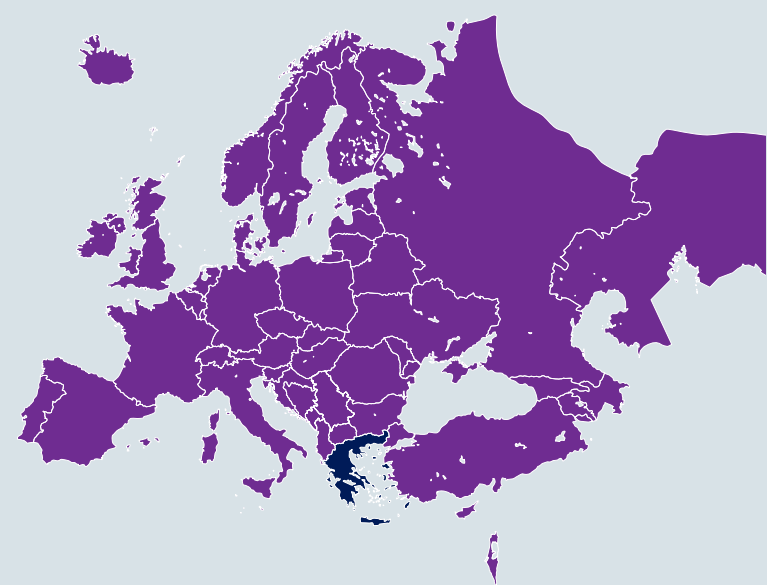
Av. attendance at national team matches	40
Change since 2011/12	+40
Av. attendance at top national league matches	40
Change since 2011/12	+40
Social media campaigns for women's football?	Yes

Women, governance and committees

No of dedicated staff for women's football	0
No of administrative staff for women's football	0
Total no of staff	14
No of women at managerial level or above	0
Women's committee?	Yes
No of men and women on women's committee	M F
	0 5
No of women on all committees	5



Greece



Registered players

Total no of registered female players	6,308
No of registered female adult (18+) players	4,933
No of registered female youth (<18) players	1,375

Growth of women's football

Total no of registered female players 2015/16	5,178
Change since 2015/16	+1,130
Change since 2011/12	+95 %

Domestic women's football

No of registered senior teams	0
Total no of levels in football pyramid	3
Structure of national league	P & R
No of teams in top national division	10
Summer or winter league for top division?	Winter
Average distance to local club	40-60km
Club licensing implemented for women's football?	No

Professional and foreign players

No of professional players	0
No of semi-professional players	0
No of foreign professional players	0
No of clubs with professional players	0
Restriction on no of foreign players?	Yes

Management of women's football

Budget for women's football	€775,124
Specific commercial sponsors?	No

National teams & national team coaches

Senior national team?	Yes		
Youth national teams?	U17, U19		
Qualifications of national team head coaches			
Senior team	U19	U17	
UEFA Pro	UEFA Pro	UEFA Pro	

Girls' football

Age categories of youth leagues	None
Girls' football on school curriculum?	Mixed
Formal links between clubs and schools?	No
Age until which mixed football is played	13
Most participated team sport	Volleyball
Status in UEFA Grassroots Charter	Silver

Number of male and female coaches

Ratio of male to female coaches in women's football	90:10	
	M	F
UEFA Pro licence holders	85	0
UEFA A licence holders	334	1
UEFA B licence holders	2,488	9
National C licence holders	583	5

Female referees

Total no of qualified female referees	30
Do they referee men's matches?	Yes
Top level where women referee matches	Men's top division
Programme targeting development and recruitment of female referees?	Yes

Population: **10.8 million**
 FIFA ranking: **63**
 UEFA coefficient (ranking): **13,961 (34)**
 Year women's football began: **1989**

Spectators and social media

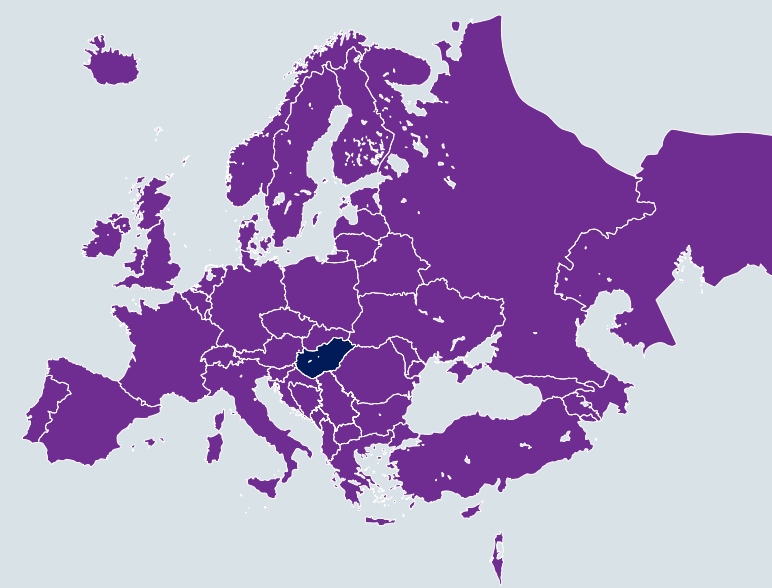
Av. attendance at national team matches	500
Change since 2011/12	+400
Av. attendance at top national league matches	500
Change since 2011/12	+420
Social media campaigns for women's football?	Yes

Women, governance and committees

No of dedicated staff for women's football	10	
No of administrative staff for women's football	4	
Total no of staff	69	
No of women at managerial level or above	27	
Women's committee?	Yes	
No of men and women on women's committee	M	F
	3	0
No of women on all committees	10	



Hungary



Population: **9.9 million**
 FIFA ranking: **39**
 UEFA coefficient (ranking): **20,362 (25)**
 Year women's football began: **1971**

Spectators and social media

Av. attendance at national team matches	500
Change since 2011/12	+200
Av. attendance at top national league matches	200
Change since 2011/12	+100
Social media campaigns for women's football?	Yes

Women, governance and committees

No of dedicated staff for women's football	18
No of administrative staff for women's football	3
Total no of staff	318
No of women at managerial level or above	8
Women's committee?	Yes
No of men and women on women's committee	M 3 F 4
No of women on all committees	7

Registered players

Total no of registered female players	11,430
No of registered female adult (18+) players	3,538
No of registered female youth (<18) players	7,892

Growth of women's football

Total no of registered female players 2015/16	25,267
Change since 2015/16	-13,837
Change since 2011/12	+281 %

Domestic women's football

No of registered senior teams	174
Total no of levels in football pyramid	3
Structure of national league	P & R
No of teams in top national division	8
Summer or winter league for top division?	Winter
Average distance to local club	10-20km
Club licensing implemented for women's football?	No

Professional and foreign players

No of professional players	24
No of semi-professional players	18
No of foreign professional players	10
No of clubs with professional players	4
Restriction on no of foreign players?	Yes

Management of women's football

Budget for women's football	€4,506,535
Specific commercial sponsors?	Yes

National teams & national team coaches

Senior national team?	Yes	
Youth national teams?	U15, U17, U19	
Qualifications of national team head coaches		
Senior team	U19	U17
UEFA A	UEFA A	UEFA A

Girls' football

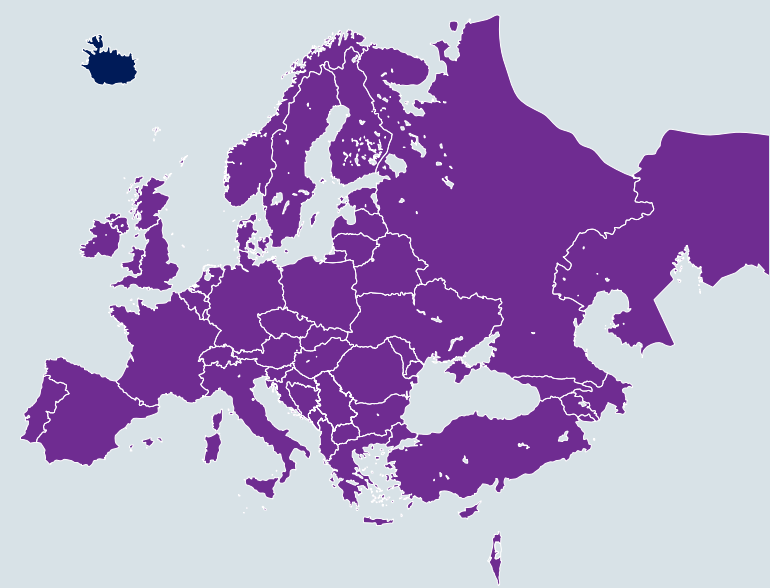
Age categories of youth leagues	U13, U15-U17
Girls' football on school curriculum?	Mixed
Formal links between clubs and schools?	Yes
Age until which mixed football is played	13
Most participated team sport	Football
Status in UEFA Grassroots Charter	Silver

Number of male and female coaches

Ratio of male to female coaches in women's football	75:25
	M F
UEFA Pro licence holders	129 0
UEFA A licence holders	724 1
UEFA B licence holders	3,754 30
National C licence holders	2,244 122

Female referees

Total no of qualified female referees	166
Do they referee men's matches?	Yes
Top level where women referee matches	Men's top division
Programme targeting development and recruitment of female referees?	No



Registered players

Total no of registered female players	7,375
No of registered female adult (18+) players	1,440
No of registered female youth (<18) players	5,935

Growth of women's football

Total no of registered female players 2015/16	7,225
Change since 2015/16	+150
Change since 2011/12	+14 %

Domestic women's football

No of registered senior teams	32
Total no of levels in football pyramid	2
Structure of national league	P & R
No of teams in top national division	10
Summer or winter league for top division?	Summer
Average distance to local club	<10km
Club licensing implemented for women's football?	No

Professional and foreign players

No of professional players	30
No of semi-professional players	160
No of foreign professional players	10
No of clubs with professional players	5
Restriction on no of foreign players?	Yes

Management of women's football

Budget for women's football	-
Specific commercial sponsors?	No

National teams & national team coaches

Senior national team?	Yes
Youth national teams?	U16, U17, U19, U23

Qualifications of national team head coaches

Senior team	U19	U17
UEFA A	UEFA A	UEFA A

Girls' football

Age categories of youth leagues	U10, U12, U14, U16, U19
Girls' football on school curriculum?	Mixed
Formal links between clubs and schools?	No
Age until which mixed football is played	16
Most participated team sport	
Status in UEFA Grassroots Charter	Silver

Number of male and female coaches

Ratio of male to female coaches in women's football	90:10
	M F
UEFA Pro licence holders	13 0
UEFA A licence holders	207 13
UEFA B licence holders	391 45
National C licence holders	- -

Female referees

Total no of qualified female referees	427
Do they referee men's matches?	Yes
Top level where women referee matches	Men's top division
Programme targeting development and recruitment of female referees?	Yes

Population: **336,000**
 FIFA ranking: **16**
 UEFA coefficient (ranking): **34,141 (10)**
 Year women's football began: **1981**

Spectators and social media

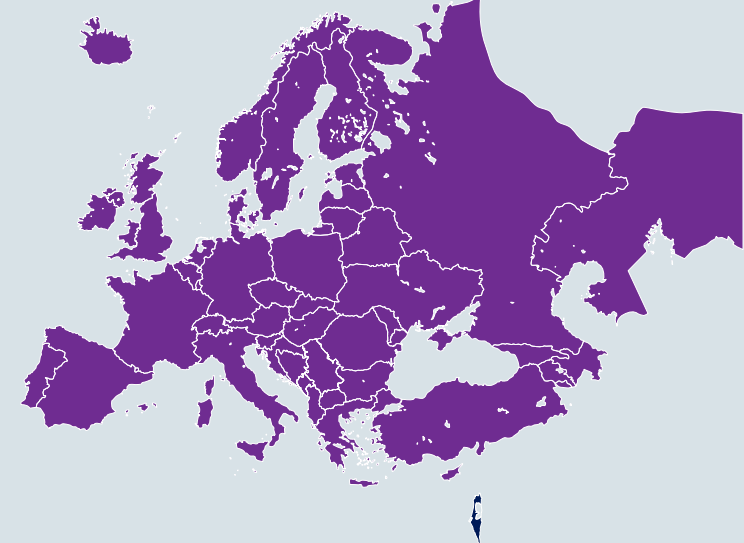
Av. attendance at national team matches	4,000
Change since 2011/12	+1,500
Av. attendance at top national league matches	130
Change since 2011/12	-70
Social media campaigns for women's football?	Yes

Women, governance and committees

No of dedicated staff for women's football	0
No of administrative staff for women's football	0
Total no of staff	18
No of women at managerial level or above	1
Women's committee?	No
No of men and women on women's committee	M F
	0 0
No of women on all committees	20



Israel



Registered players

Total no of registered female players	1,223
No of registered female adult (18+) players	400
No of registered female youth (<18) players	823

Growth of women's football

Total no of registered female players 2015/16	1,048
Change since 2015/16	+175
Change since 2011/12	+75 %

Domestic women's football

No of registered senior teams	22
Total no of levels in football pyramid	3
Structure of national league	P & R
No of teams in top national division	9
Summer or winter league for top division?	Winter
Average distance to local club	20-40km
Club licensing implemented for women's football?	Yes

Professional and foreign players

No of professional players	15
No of semi-professional players	244
No of foreign professional players	15
No of clubs with professional players	8
Restriction on no of foreign players?	Yes

Management of women's football

Budget for women's football	€1,369,987
Specific commercial sponsors?	No

National teams & national team coaches

Senior national team?	Yes		
Youth national teams?	U16, U17, U19		
Qualifications of national team head coaches			
Senior team	U19	U17	
UEFA Pro	UEFA Pro	UEFA Pro	

Girls' football

Age categories of youth leagues	U10, U13, U18
Girls' football on school curriculum?	No
Formal links between clubs and schools?	No
Age until which mixed football is played	13
Most participated team sport	Basketball
Status in UEFA Grassroots Charter	Silver

Number of male and female coaches

Ratio of male to female coaches in women's football	90:10	
	M	F
UEFA Pro licence holders	150	1
UEFA A licence holders	1,400	42
UEFA B licence holders	1,267	12
National C licence holders	0	0

Female referees

Total no of qualified female referees	29
Do they referee men's matches?	Yes
Top level where women referee matches	Men's third division
Programme targeting development and recruitment of female referees?	Yes

Population: **8.2 million**
 FIFA ranking: **56**
 UEFA coefficient (ranking): **14,641 (33)**
 Year women's football began: **1996**

Spectators and social media

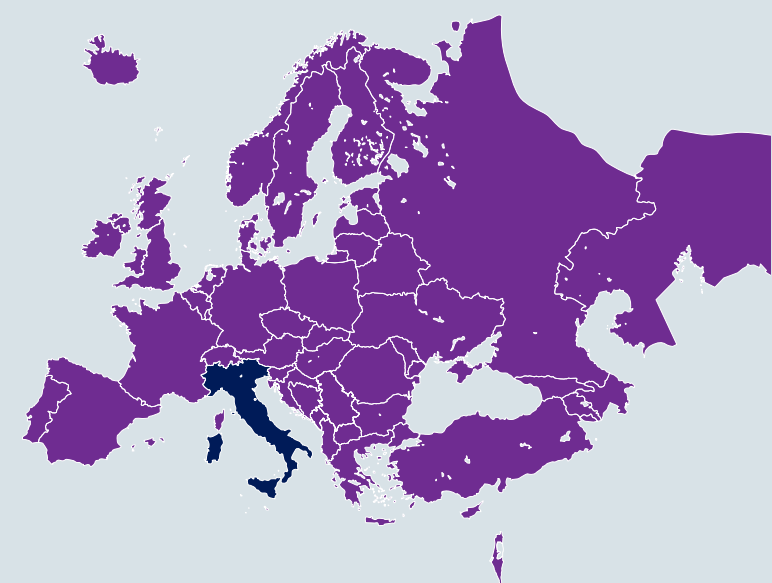
Av. attendance at national team matches	150
Change since 2011/12	-150
Av. attendance at top national league matches	800
Change since 2011/12	0
Social media campaigns for women's football?	No

Women, governance and committees

No of dedicated staff for women's football	8	
No of administrative staff for women's football	2	
Total no of staff	35	
No of women at managerial level or above	5	
Women's committee?	Yes	
No of men and women on women's committee	M	F
	8	11
No of women on all committees	5	



Italy



Population: **60 million**
 FIFA ranking: **17**
 UEFA coefficient (ranking): **34,775 (8)**
 Year women's football began: **1974**

Registered players

Total no of registered female players	23,196
No of registered female adult (18+) players	11,067
No. of registered female youth (<18) players	12,129

Growth of women's football

Total no of registered female players 2015/16	22,564
Change since 2015/16	+632
Change since 2011/12	+79 %

Domestic women's football

No of registered senior teams	659
Total no of levels in football pyramid	4
Structure of national league	P & R
No of teams in top national division	12
Summer or winter league for top division?	Winter
Average distance to local club	20-40km
Club licensing implemented for women's football?	No

Professional and foreign players

No of professional players	0
No of semi-professional players	0
No of foreign professional players	0
No of clubs with professional players	0
Restriction on no of foreign players?	Yes

Management of women's football

Budget for women's football	€3,500,000
Specific commercial sponsors?	No

National teams & national team coaches

Senior national team?	Yes
Youth national teams?	U16, U17, U19, U23

Qualifications of national team head coaches

Senior team	U19	U17
UEFA Pro	UEFA A	UEFA A

Girls' football

Age categories of youth leagues	U12, U15, U18
Girls' football on school curriculum?	Mixed
Formal links between clubs and schools?	Yes
Age until which mixed football is played	17
Most participated team sport	Volleyball
Status in UEFA Grassroots Charter	Silver

Number of male and female coaches

Ratio of male to female coaches in women's football	63:37
	M F
UEFA Pro licence holders	799 3
UEFA A licence holders	1,795 18
UEFA B licence holders	308
National C licence holders	677 7

Female referees

Total no of qualified female referees	1,626
Do they referee men's matches?	Yes
Top level where women referee matches	Men's third division
Programme targeting development and recruitment of female referees?	No

Spectators and social media

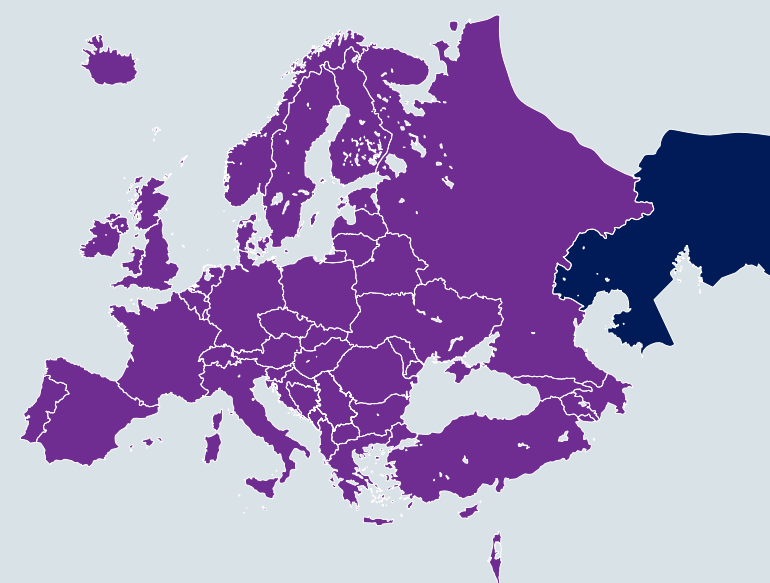
Av. attendance at national team matches	3,000
Change since 2011/12	0
Av. attendance at top national league matches	1,000
Change since 2011/12	+850
Social media campaigns for women's football?	Yes

Women, governance and committees

No of dedicated staff for women's football	23
No of administrative staff for women's football	9
Total no of staff	231
No of women at managerial level or above	13
Women's committee?	Yes
No of men and women on women's committee	M F
	7 0
No of women on all committees	25



Kazakhstan



Population: **18.4 million**
 FIFA ranking: **66**
 UEFA coefficient (ranking): **13,350 (35)**
 Year women's football began: **1987**

Registered players

Total no of registered female players	2,451
No of registered female adult (18+) players	118
No of registered female youth (<18) players	2,263

Growth of women's football

Total no of registered female players 2015/16	2,300
Change since 2015/16	+151
Change since 2011/12	+445 %

Domestic women's football

No of registered senior teams	6
Total no of levels in football pyramid	2
Structure of national league	Closed
No of teams in top national division	5
Summer or winter league for top division?	Summer
Average distance to local club	20-40km
Club licensing implemented for women's football?	Yes

Professional and foreign players

No of professional players	70
No of semi-professional players	25
No of foreign professional players	18
No of clubs with professional players	3
Restriction on no of foreign players?	Yes

Management of women's football

Budget for women's football	€740,284
Specific commercial sponsors?	No

National teams & national team coaches

Senior national team?	Yes		
Youth national teams?	U16-U19		
Qualifications of national team head coaches			
Senior team	U19	U17	
UEFA Pro	UEFA A	UEFA B	

Girls' football

Age categories of youth leagues	U13-U15, U17, U18
Girls' football on school curriculum?	No
Formal links between clubs and schools?	Yes
Age until which mixed football is played	No mixed football
Most participated team sport	No data
Status in UEFA Grassroots Charter	Bronze

Number of male and female coaches

Ratio of male to female coaches in women's football	65:35	
	M	F
UEFA Pro licence holders	39	0
UEFA A licence holders	90	2
UEFA B licence holders	366	3
National C licence holders	1,151	75

Female referees

Total no of qualified female referees	18
Do they referee men's matches?	Yes
Top level where women referee matches	Men's second division
Programme targeting development and recruitment of female referees?	No

Spectators and social media

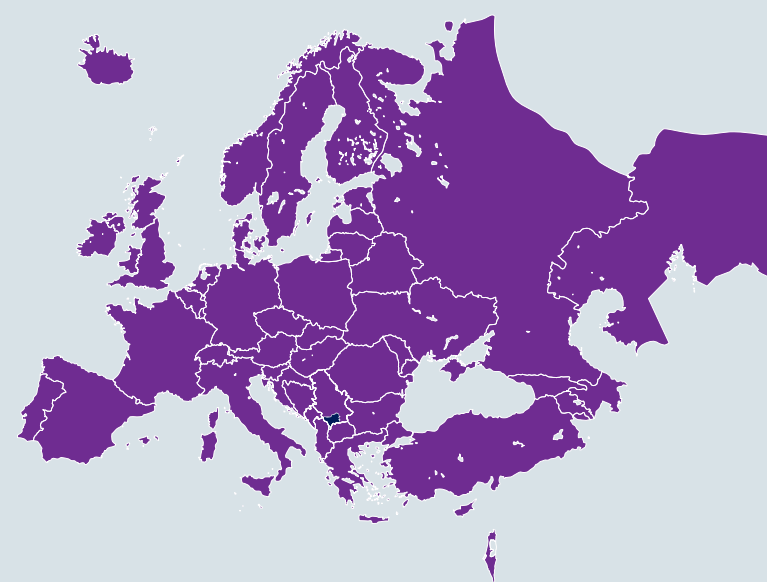
Av. attendance at national team matches	2000
Change since 2011/12	+500
Av. attendance at top national league matches	200
Change since 2011/12	-100
Social media campaigns for women's football?	Yes

Women, governance and committees

No of dedicated staff for women's football	11	
No of administrative staff for women's football	3	
Total no of staff	50	
No of women at managerial level or above	18	
Women's committee?	Yes	
No of men and women on women's committee	M	F
	3	4
No of women on all committees	10	



Kosovo



Population: **1.9 million**
 FIFA ranking: -
 UEFA coefficient (ranking): -
 Year women's football began: **2002**

Spectators and social media

Av. attendance at national team matches	1,000
Change since 2011/12	+1,000
Av. attendance at top national league matches	100
Change since 2011/12	+100
Social media campaigns for women's football?	Yes

Women, governance and committees

No of dedicated staff for women's football	7
No of administrative staff for women's football	4
Total no of staff	13
No of women at managerial level or above	6
Women's committee?	Yes
No of men and women on women's committee	M 0 F 3
No of women on all committees	5

Registered players

Total no of registered female players	720
No of registered female adult (18+) players	405
No of registered female youth (<18) players	152

Growth of women's football

Total no of registered female players 2015/16	0
Change since 2015/16	+720
Change since 2011/12	+720

Domestic women's football

No of registered senior teams	11
Total no of levels in football pyramid	1
Structure of national league	Closed
No of teams in top national division	11
Summer or winter league for top division?	Winter
Average distance to local club	+60km
Club licensing implemented for women's football?	Yes

Professional and foreign players

No of professional players	0
No of semi-professional players	0
No of foreign professional players	0
No of clubs with professional players	0
Restriction on no of foreign players?	Yes

Management of women's football

Budget for women's football	€90,131
Specific commercial sponsors?	No

National teams & national team coaches

Senior national team?	Yes
Youth national teams?	U19
Qualifications of national team head coaches	
Senior team	U19 U17
UEFA Pro	UEFA Pro -

Girls' football

Age categories of youth leagues	U16
Girls' football on school curriculum?	Mixed
Formal links between clubs and schools?	No
Age until which mixed football is played	No mixed football
Most participated team sport	Handball
Status in UEFA Grassroots Charter	-

Number of male and female coaches

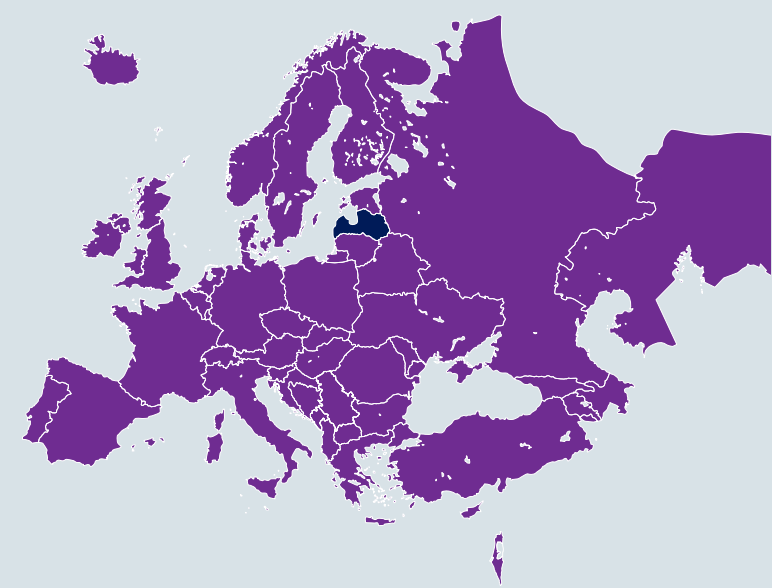
Ratio of male to female coaches in women's football	98:2
	M F
UEFA Pro licence holders	- -
UEFA A licence holders	- -
UEFA B licence holders	- -
National C licence holders	150 1

Female referees

Total no of qualified female referees	5
Do they referee men's matches?	Yes
Top level where women referee matches	Men's top division
Programme targeting development and recruitment of female referees?	No



Latvia



Registered players

Total no of registered female players	1,119
No of registered female adult (18+) players	416
No of registered female youth (<18) players	703

Growth of women's football

Total no of registered female players 2015/16	925
Change since 2015/16	+194
Change since 2011/12	+125 %

Domestic women's football

No of registered senior teams	5
Total no of levels in football pyramid	2
Structure of national league	Closed
No of teams in top national division	5
Summer or winter league for top division?	Summer
Average distance to local club	20-40km
Club licensing implemented for women's football?	No

Professional and foreign players

No of professional players	0
No of semi-professional players	0
No of foreign professional players	0
No of clubs with professional players	0
Restriction on no of foreign players?	Yes

Management of women's football

Budget for women's football	€284,925
Specific commercial sponsors?	Yes

National teams & national team coaches

Senior national team?	Yes		
Youth national teams?	U15, U17, U19		
Qualifications of national team head coaches			
Senior team	U19	U17	
UEFA A	UEFA A	UEFA A	

Girls' football

Age categories of youth leagues	U10, U12, U14
Girls' football on school curriculum?	No
Formal links between clubs and schools?	Yes
Age until which mixed football is played	12
Most participated team sport	Basketball
Status in UEFA Grassroots Charter	Bronze

Number of male and female coaches

Ratio of male to female coaches in women's football	70:30	
	M	F
UEFA Pro licence holders	18	0
UEFA A licence holders	106	1
UEFA B licence holders	174	6
National C licence holders	181	16

Female referees

Total no of qualified female referees	15
Do they referee men's matches?	Yes
Top level where women referee matches	Men's second division
Programme targeting development and recruitment of female referees?	Yes

Population: **2 million**
 FIFA ranking: **101**
 UEFA coefficient (ranking): **4,584 (47)**
 Year women's football began: **1998**

Spectators and social media

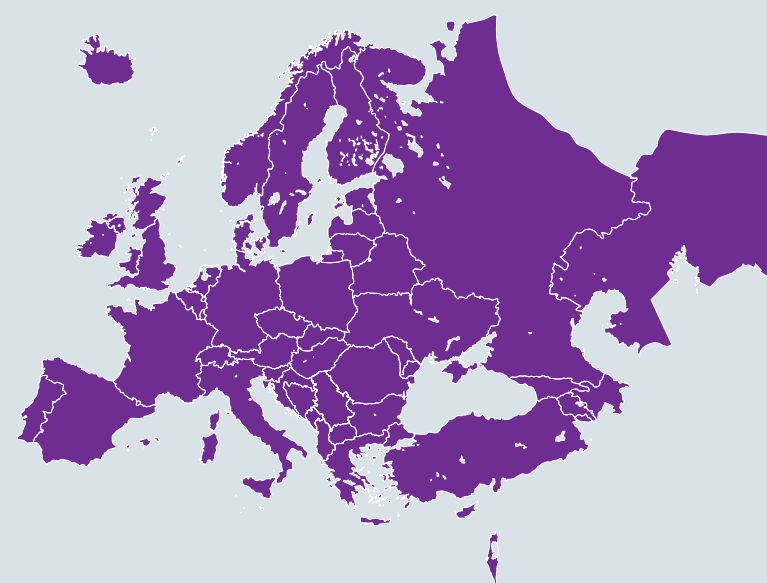
Av. attendance at national team matches	180
Change since 2011/12	-50
Av. attendance at top national league matches	80
Change since 2011/12	+15
Social media campaigns for women's football?	Yes

Women, governance and committees

No of dedicated staff for women's football	12	
No of administrative staff for women's football	2	
Total no of staff	46	
No of women at managerial level or above	7	
Women's committee?	Yes	
No of men and women on women's committee	M	F
	2	0
No of women on all committees	1	



Liechtenstein



Registered players

Total no of registered female players	283
No of registered female adult (18+) players	64
No of registered female youth (<18) players	219

Growth of women's football

Total no of registered female players 2015/16	220
Change since 2015/16	+63
Change since 2011/12	+86 %

Domestic women's football

No of registered senior teams	3
Total no of levels in football pyramid	0
Structure of national league	-
No of teams in top national division	0
Summer or winter league for top division?	Winter
Average distance to local club	<10km
Club licensing implemented for women's football?	No

Professional and foreign players

No of professional players	0
No of semi-professional players	0
No of foreign professional players	0
No of clubs with professional players	0
Restriction on no of foreign players?	No

Management of women's football

Budget for women's football	€117,170
Specific commercial sponsors?	No

National teams & national team coaches

Senior national team?	-	
Youth national teams?	U16	
Qualifications of national team head coaches		
Senior team	U19	U17
-	-	-

Girls' football

Age categories of youth leagues	-
Girls' football on school curriculum?	Mixed
Formal links between clubs and schools?	Yes
Age until which mixed football is played	20
Most participated team sport	Football
Status in UEFA Grassroots Charter	Silver

Number of male and female coaches

Ratio of male to female coaches in women's football	96:4
	M F
UEFA Pro licence holders	0 0
UEFA A licence holders	11 0
UEFA B licence holders	65 1
National C licence holders	108 6

Female referees

Total no of qualified female referees	1
Do they referee men's matches?	No
Top level where women referee matches	Women's top division
Programme targeting development and recruitment of female referees?	No

Population: **38,000**
 FIFA ranking: -
 UEFA coefficient (ranking): -
 Year women's football began: **1998**

Spectators and social media

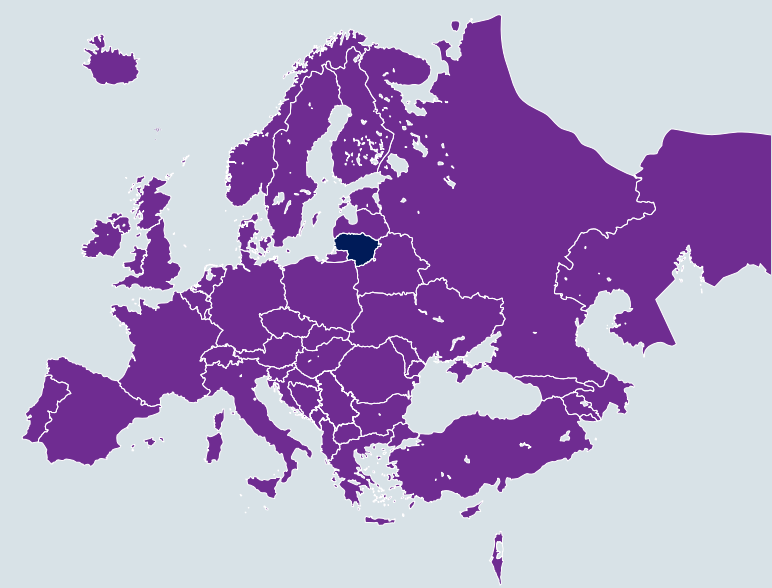
Av. attendance at national team matches	0
Change since 2011/12	0
Av. attendance at top national league matches	30
Change since 2011/12	+10
Social media campaigns for women's football?	Yes

Women, governance and committees

No of dedicated staff for women's football	0
No of administrative staff for women's football	0
Total no of staff	33
No of women at managerial level or above	4
Women's committee?	No
No of men and women on women's committee	M F
	0 0
No of women on all committees	0



Lithuania



Population: **2.9 million**
 FIFA ranking: **91**
 UEFA coefficient (ranking): **4,818 (46)**
 Year women's football began: **2001**

Registered players

Total no of registered female players	829
No of registered female adult (18+) players	344
No of registered female youth (<18) players	485

Growth of women's football

Total no of registered female players 2015/16	1,737
Change since 2015/16	-908
Change since 2011/12	+40 %

Domestic women's football

No of registered senior teams	6
Total no of levels in football pyramid	2
Structure of national league	P & R
No of teams in top national division	6
Summer or winter league for top division?	Summer
Average distance to local club	<10km
Club licensing implemented for women's football?	No

Professional and foreign players

No of professional players	0
No of semi-professional players	0
No of foreign professional players	0
No of clubs with professional players	0
Restriction on no of foreign players?	Yes

Management of women's football

Budget for women's football	€479,085
Specific commercial sponsors?	No

National teams & national team coaches

Senior national team?	Yes		
Youth national teams?	U15, U17, U19		
Qualifications of national team head coaches			
Senior team	U19	U17	
UEFA A	UEFA Pro	UEFA A	

Girls' football

Age categories of youth leagues	U11, U13, U15, U17
Girls' football on school curriculum?	Mixed
Formal links between clubs and schools?	No
Age until which mixed football is played	No age limit
Most participated team sport	Basketball
Status in UEFA Grassroots Charter	Bronze

Number of male and female coaches

Ratio of male to female coaches in women's football	60:40	
	M	F
UEFA Pro licence holders	22	0
UEFA A licence holders	115	0
UEFA B licence holders	256	8
National C licence holders	180	119

Female referees

Total no of qualified female referees	20
Do they referee men's matches?	Yes
Top level where women referee matches	Men's top division
Programme targeting development and recruitment of female referees?	No

Spectators and social media

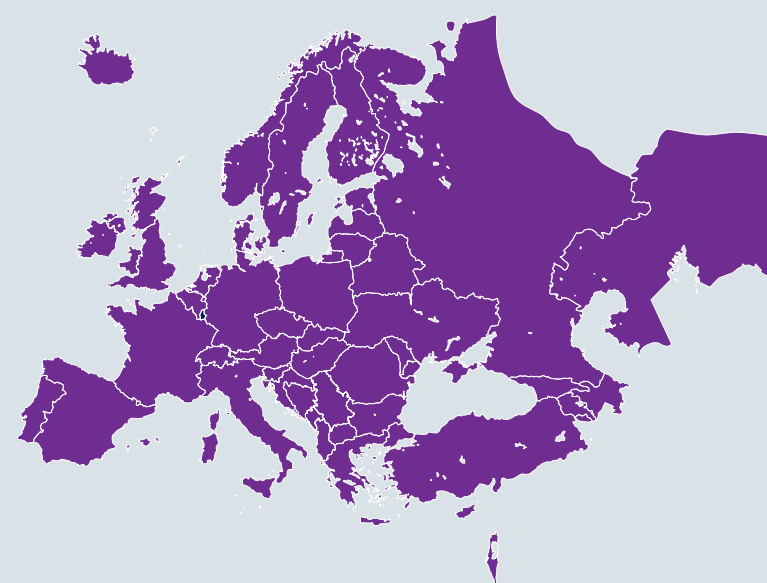
Av. attendance at national team matches	100
Change since 2011/12	+50
Av. attendance at top national league matches	50
Change since 2011/12	+20
Social media campaigns for women's football?	Yes

Women, governance and committees

No of dedicated staff for women's football	12	
No of administrative staff for women's football	6	
Total no of staff	79	
No of women at managerial level or above	6	
Women's committee?	Yes	
No of men and women on women's committee	M	F
	3	2
No of women on all committees	4	



Luxembourg



Population: **582,000**
 FIFA ranking: **106**
 UEFA coefficient (ranking): **4,109 (48)**
 Year women's football began: **1995**

Spectators and social media

Av. attendance at national team matches	400
Change since 2011/12	0
Av. attendance at top national league matches	200
Change since 2011/12	+100
Social media campaigns for women's football?	No

Women, governance and committees

No of dedicated staff for women's football	2
No of administrative staff for women's football	0
Total no of staff	17
No of women at managerial level or above	5
Women's committee?	Yes
No of men and women on women's committee	M 4 F 4
No of women on all committees	4

Registered players

Total no of registered female players	2,484
No of registered female adult (18+) players	1,376
No of registered female youth (<18) players	1,180

Growth of women's football

Total no of registered female players 2015/16	2,455
Change since 2015/16	+29
Change since 2011/12	+39 %

Domestic women's football

No of registered senior teams	41
Total no of levels in football pyramid	3
Structure of national league	P & R
No of teams in top national division	12
Summer or winter league for top division?	Winter
Average distance to local club	10-20km
Club licensing implemented for women's football?	No

Professional and foreign players

No of professional players	0
No of semi-professional players	0
No of foreign professional players	0
No of clubs with professional players	0
Restriction on no of foreign players?	No

Management of women's football

Budget for women's football	€144,209
Specific commercial sponsors?	No

National teams & national team coaches

Senior national team?	Yes	
Youth national teams?	U16, U18	
Qualifications of national team head coaches		
Senior team	U19	U17
UEFA A	-	-

Girls' football

Age categories of youth leagues	U15
Girls' football on school curriculum?	No
Formal links between clubs and schools?	No
Age until which mixed football is played	14
Most participated team sports	Football & basketball
Status in UEFA Grassroots Charter	Silver

Number of male and female coaches

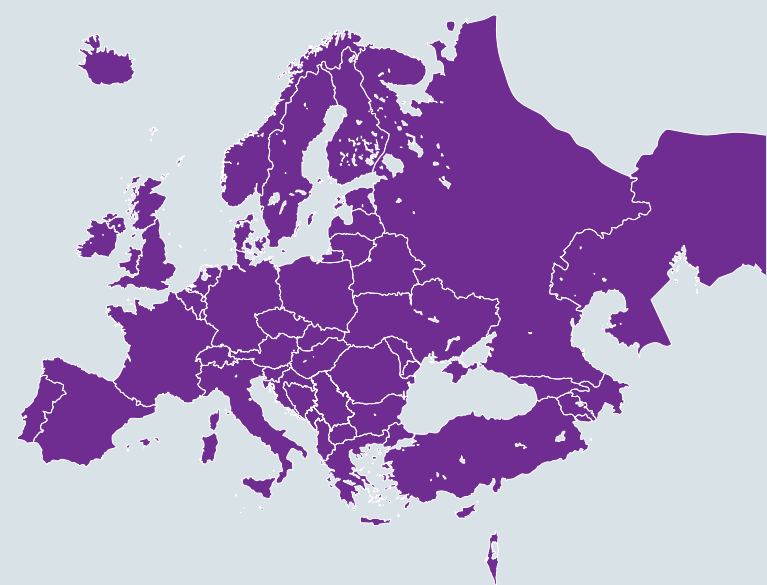
Ratio of male to female coaches in women's football	90:10
	M F
UEFA Pro licence holders	6 0
UEFA A licence holders	134 0
UEFA B licence holders	215 0
National C licence holders	320 0

Female referees

Total no of qualified female referees	7
Do they referee men's matches?	Yes
Top level where women referee matches	Men's top division
Programme targeting development and recruitment of female referees?	Yes



Malta



Registered players

Total no of registered female players	708
No of registered female adult (18+) players	321
No of registered female youth (<18) players	387

Growth of women's football

Total no of registered female players 2015/16	-
Change since 2015/16	-
Change since 2011/12	-

Domestic women's football

No of registered senior teams	13
Total no of levels in football pyramid	2
Structure of national league	P & R
No of teams in top national division	13
Summer or winter league for top division?	Winter
Average distance to local club	<10km
Club licensing implemented for women's football?	No

Professional and foreign players

No of professional players	0
No of semi-professional players	0
No of foreign professional players	0
No of clubs with professional players	0
Restriction on no of foreign players?	Yes

Management of women's football

Budget for women's football	€225,327
Specific commercial sponsors?	No

National teams & national team coaches

Senior national team?	Yes	
Youth national teams?	U13, U16, U17	
Qualifications of national team head coaches		
Senior team	U19	U17
UEFA A	-	UEFA A

Girls' football

Age categories of youth leagues	U11, U13, U17
Girls' football on school curriculum?	Mixed
Formal links between clubs and schools?	Yes
Age until which mixed football is played	14
Most participated team sport	Football
Status in UEFA Grassroots Charter	Silver

Number of male and female coaches

Ratio of male to female coaches in women's football	70:30
	M F
UEFA Pro licence holders	9 0
UEFA A licence holders	89 0
UEFA B licence holders	91 1
National C licence holders	304 11

Female referees

Total no of qualified female referees	7
Do they referee men's matches?	Yes
Top level where women referee matches	Men's top division
Programme targeting development and recruitment of female referees?	No

Population: **415,000**
 FIFA ranking: **101**
 UEFA coefficient (ranking): **7,208 (42)**
 Year women's football began: **1995**

Spectators and social media

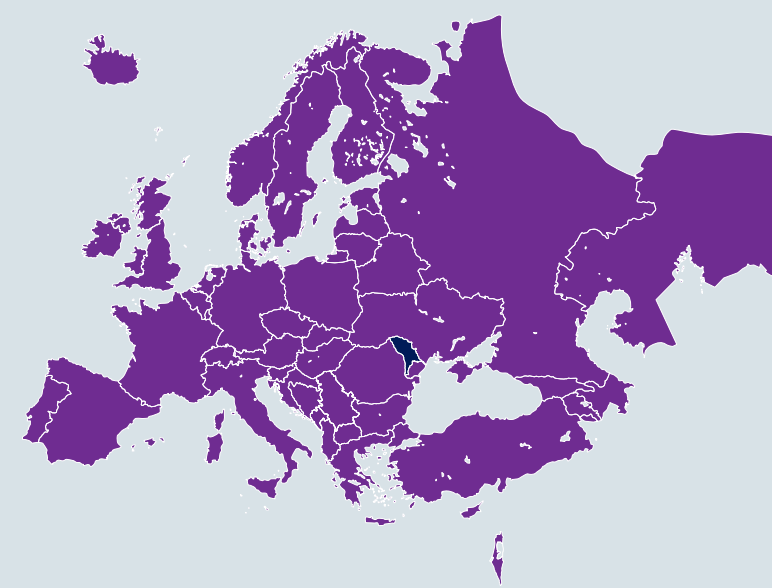
Av. attendance at national team matches	500
Change since 2011/12	+300
Av. attendance at top national league matches	400
Change since 2011/12	+250
Social media campaigns for women's football?	Yes

Women, governance and committees

No of dedicated staff for women's football	12
No of administrative staff for women's football	3
Total no of staff	120
No of women at managerial level or above	2
Women's committee?	Yes
No of men and women on women's committee	M F
	12 6
No of women on all committees	9



Moldova



Population: **3.5 million**
 FIFA ranking: **100**
 UEFA coefficient (ranking): **7,910 (39)**
 Year women's football began: **1996**

Registered players

Total no of registered female players	658
No of registered female adult (18+) players	155
No of registered female youth (<18) players	503

Growth of women's football

Total no of registered female players 2015/16	589
Change since 2015/16	+69
Change since 2011/12	+83 %

Domestic women's football

No of registered senior teams	8
Total no of levels in football pyramid	1
Structure of national league	Closed
No of teams in top national division	8
Summer or winter league for top division?	Winter
Average distance to local club	20-40km
Club licensing implemented for women's football?	Yes

Professional and foreign players

No of professional players	0
No of semi-professional players	0
No of foreign professional players	0
No of clubs with professional players	0
Restriction on no of foreign players?	Yes

Management of women's football

Budget for women's football	€255,521
Specific commercial sponsors?	No

National teams & national team coaches

Senior national team?	Yes		
Youth national teams?	U15, U17, U19		
Qualifications of national team head coaches			
Senior team	U19	U17	
UEFA A	UEFA B	UEFA B	

Girls' football

Age categories of youth leagues	U12, U14, U16, U18
Girls' football on school curriculum?	Mixed
Formal links between clubs and schools?	No
Age until which mixed football is played	14
Most participated team sport	Football
Status in UEFA Grassroots Charter	Gold

Number of male and female coaches

Ratio of male to female coaches in women's football	94:6	
	M	F
UEFA Pro licence holders	36	0
UEFA A licence holders	117	2
UEFA B licence holders	183	12
National C licence holders	328	35

Female referees

Total no of qualified female referees	20
Do they referee men's matches?	Yes
Top level where women referee matches	Men's top division
Programme targeting development and recruitment of female referees?	Yes

Spectators and social media

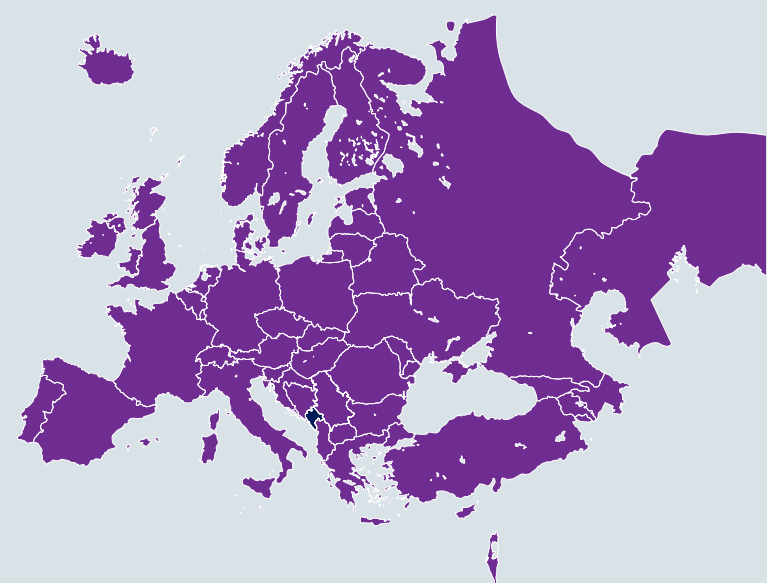
Av. attendance at national team matches	300
Change since 2011/12	-
Av. attendance at top national league matches	100
Change since 2011/12	-
Social media campaigns for women's football?	Yes

Women, governance and committees

No of dedicated staff for women's football	4	
No of administrative staff for women's football	8	
Total no of staff	45	
No of women at managerial level or above	6	
Women's committee?	Yes	
No of men and women on women's committee	M	F
	5	4
No of women on all committees	9	



Montenegro



Registered players

Total no of registered female players	333
No of registered female adult (18+) players	179
No of registered female youth (<18) players	154

Growth of women's football

Total no of registered female players 2015/16	316
Change since 2015/16	+17
Change since 2011/12	+149 %

Domestic women's football

No of registered senior teams	10
Total no of levels in football pyramid	1
Structure of national league	Closed
No of teams in top national division	5
Summer or winter league for top division?	Winter
Average distance to local club	<10km
Club licensing implemented for women's football?	No

Professional and foreign players

No of professional players	0
No of semi-professional players	0
No of foreign professional players	0
No of clubs with professional players	0
Restriction on no of foreign players?	Yes

Management of women's football

Budget for women's football	€283,912
Specific commercial sponsors?	No

National teams & national team coaches

Senior national team?	Yes		
Youth national teams?	U16-U19		
Qualifications of national team head coaches			
Senior team	U19	U17	
UEFA Pro	UEFA Pro	UEFA Pro	

Girls' football

Age categories of youth leagues	U12, U15, U17
Girls' football on school curriculum?	No
Formal links between clubs and schools?	No
Age until which mixed football is played	10
Most participated team sports	Handball & volleyball
Status in UEFA Grassroots Charter	Bronze

Number of male and female coaches

Ratio of male to female coaches in women's football	85:15	
	M	F
UEFA Pro licence holders	37	0
UEFA A licence holders	98	0
UEFA B licence holders	200	0
National C licence holders	253	17

Female referees

Total no of qualified female referees	30
Do they referee men's matches?	Yes
Top level where women referee matches	Men's third division
Programme targeting development and recruitment of female referees?	No

Population: **645,000**
 FIFA ranking: **90**
 UEFA coefficient (ranking): **7,191 (44)**
 Year women's football began: **2009**

Spectators and social media

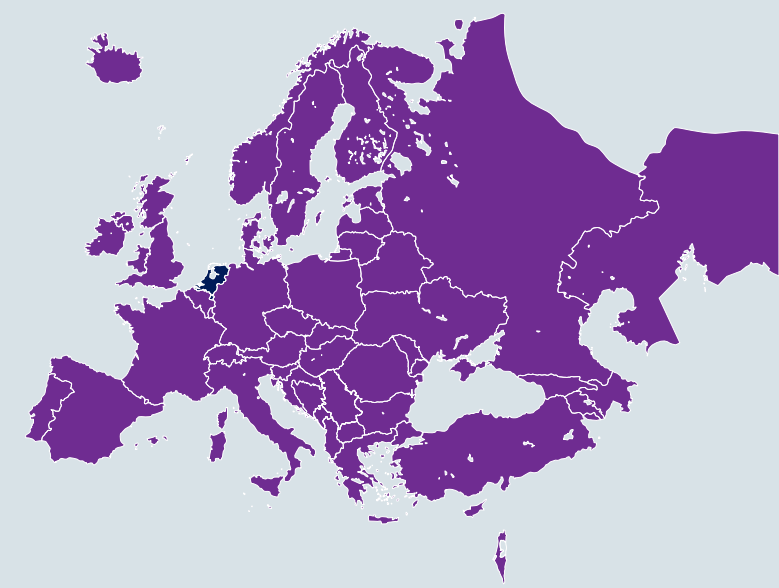
Av. attendance at national team matches	300
Change since 2011/12	+300
Av. attendance at top national league matches	150
Change since 2011/12	+50
Social media campaigns for women's football?	Yes

Women, governance and committees

No of dedicated staff for women's football	4	
No of administrative staff for women's football	1	
Total no of staff	27	
No of women at managerial level or above	3	
Women's committee?	Yes	
No of men and women on women's committee	M	F
	4	1
No of women on all committees	3	



Netherlands



Population: **17 million**
 FIFA ranking: **12**
 UEFA coefficient (ranking): **34,642 (9)**
 Year women's football began: **1972**

Registered players

Total no of registered female players	153,001
No of registered female adult (18+) players	56,508
No of registered female youth (<18) players	96,493

Growth of women's football

Total no of registered female players 2015/16	145,558
Change since 2015/16	+7,433
Change since 2011/12	+23 %

Domestic women's football

No of registered senior teams	2,274
Total no of levels in football pyramid	9
Structure of national league	Closed
No of teams in top national division	8
Summer or winter league for top division?	Winter
Average distance to local club	<10km
Club licensing implemented for women's football?	No

Professional and foreign players

No of professional players	0
No of semi-professional players	0
No of foreign professional players	0
No of clubs with professional players	0
Restriction on no of foreign players?	No

Management of women's football

Budget for women's football	€4,469,581
Specific commercial sponsors?	Yes

National teams & national team coaches

Senior national team?	Yes		
Youth national teams?	U15-U17, U19		
Qualifications of national team head coaches			
Senior team	U19	U17	
UEFA Pro	UEFA A	UEFA A	

Girls' football

Age categories of youth leagues	U10-U18
Girls' football on school curriculum?	Mixed
Formal links between clubs and schools?	Yes
Age until which mixed football is played	19
Most participated team sport	Hockey
Status in UEFA Grassroots Charter	Gold

Number of male and female coaches

Ratio of male to female coaches in women's football	80:20	
	M	F
UEFA Pro licence holders	264	3
UEFA A licence holders	854	5
UEFA B licence holders	3,042	38
National C licence holders	2,771	53

Female referees

Total no of qualified female referees	74
Do they referee men's matches?	Yes
Top level where women referee matches	Men's third division
Programme targeting development and recruitment of female referees?	Yes

Spectators and social media

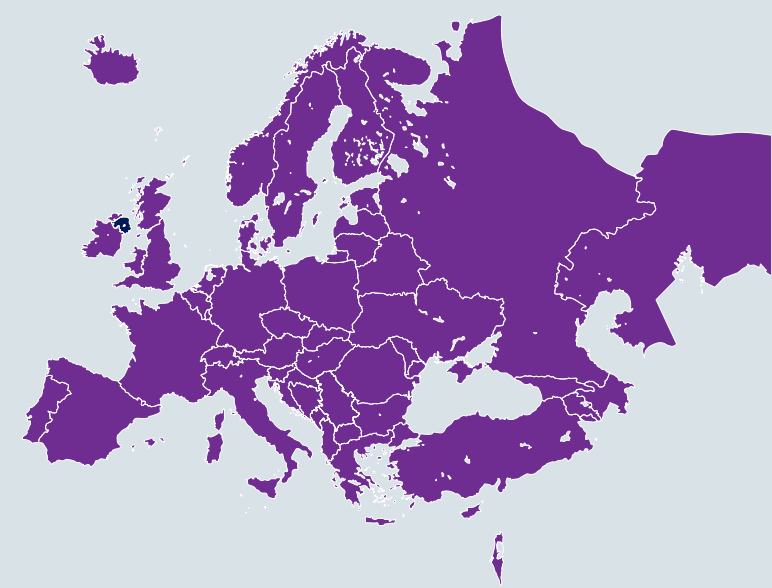
Av. attendance at national team matches	5,878
Change since 2011/12	+2,878
Av. attendance at top national league matches	848
Change since 2011/12	+348
Social media campaigns for women's football?	Yes

Women, governance and committees

No of dedicated staff for women's football	24
No of administrative staff for women's football	14
Total no of staff	450
No of women at managerial level or above	6
Women's committee?	No
No of men and women on women's committee	M F
	- -
No of women on all committees	-



Northern Ireland



Registered players

Total no of registered female players	1,088
No of registered female adult (18+) players	785
No of registered female youth (<18) players	303

Growth of women's football

Total no of registered female players 2015/16	4,784
Change since 2015/16	-3,396
Change since 2011/12	-5 %

Domestic women's football

No of registered senior teams	42
Total no of levels in football pyramid	4
Structure of national league	P & R
No of teams in top national division	8
Summer or winter league for top division?	Summer
Average distance to local club	20-40km
Club licensing implemented for women's football?	No

Professional and foreign players

No of professional players	0
No of semi-professional players	0
No of foreign professional players	0
No of clubs with professional players	0
Restriction on no of foreign players?	No

Management of women's football

Budget for women's football	€1,331,230
Specific commercial sponsors?	No

National teams & national team coaches

Senior national team?	Yes		
Youth national teams?	U16, U17, U19		
Qualifications of national team head coaches			
Senior team	U19	U17	
UEFA Pro	UEFA Pro	UEFA A	

Girls' football

Age categories of youth leagues	U9, U11, U13, U15
Girls' football on school curriculum?	Mixed
Formal links between clubs and schools?	No
Age until which mixed football is played	15
Most participated team sport	Gaelic football
Status in UEFA Grassroots Charter	Silver

Number of male and female coaches

Ratio of male to female coaches in women's football	86:14	
	M	F
UEFA Pro licence holders	119	0
UEFA A licence holders	345	7
UEFA B licence holders	454	30
National C licence holders	325	27

Female referees

Total no of qualified female referees	22
Do they referee men's matches?	Yes
Top level where women referee matches	Men's fourth division
Programme targeting development and recruitment of female referees?	Yes

Population: **1.9 million**
 FIFA ranking: **61**
 UEFA coefficient (ranking): **17,051 (30)**
 Year women's football began: **1998**

Spectators and social media

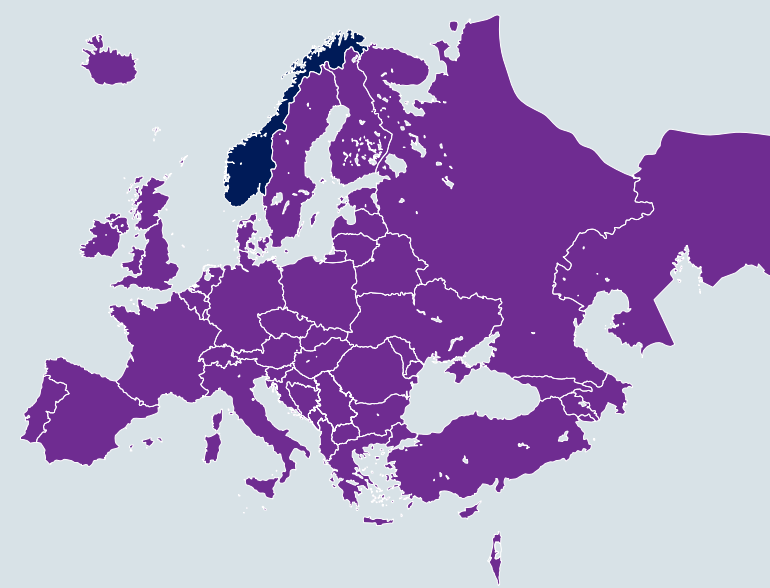
Av. attendance at national team matches	300
Change since 2011/12	0
Av. attendance at top national league matches	80
Change since 2011/12	-20
Social media campaigns for women's football?	No

Women, governance and committees

No of dedicated staff for women's football	2
No of administrative staff for women's football	6
Total no of staff	182
No of women at managerial level or above	7
Women's committee?	Yes
No of men and women on women's committee	M 0 F 8
No of women on all committees	11



Norway



Registered players

Total no of registered female players	100,066
No of registered female adult (18+) players	13,726
No of registered female youth (<18) players	86,340

Growth of women's football

Total no of registered female players 2015/16	96,238
Change since 2015/16	+3,828
Change since 2011/12	-7 %

Domestic women's football

No of registered senior teams	526
Total no of levels in football pyramid	5
Structure of national league	P & R
No of teams in top national division	12
Summer or winter league for top division?	Summer
Average distance to local club	<10km
Club licensing implemented for women's football?	Yes

Professional and foreign players

No of professional players	37
No of semi-professional players	48
No of foreign professional players	24
No of clubs with professional players	7
Restriction on no of foreign players?	No

Management of women's football

Budget for women's football	€7,221,272
Specific commercial sponsors?	Yes

National teams & national team coaches

Senior national team?	Yes
Youth national teams?	U15-U17, U19, U20, U23

Qualifications of national team head coaches		
Senior team	U19	U17
UEFA A	UEFA A	UEFA A

Girls' football

Age categories of youth leagues	U6-U18
Girls' football on school curriculum?	No
Formal links between clubs and schools?	Yes
Age until which mixed football is played	No age limit
Most participated team sport	Football
Status in UEFA Grassroots Charter	Gold

Number of male and female coaches

Ratio of male to female coaches in women's football	68:32
	M F
UEFA Pro licence holders	86 4
UEFA A licence holders	727 17
UEFA B licence holders	3,150 109
National C licence holders	3,636 437

Female referees

Total no of qualified female referees	120
Do they referee men's matches?	Yes
Top level where women referee matches	Men's third division
Programme targeting development and recruitment of female referees?	Yes

Population: **5.3 million**
 FIFA ranking: **11**
 UEFA coefficient (ranking): **39,161 (4)**
 Year women's football began: **1976**

Spectators and social media

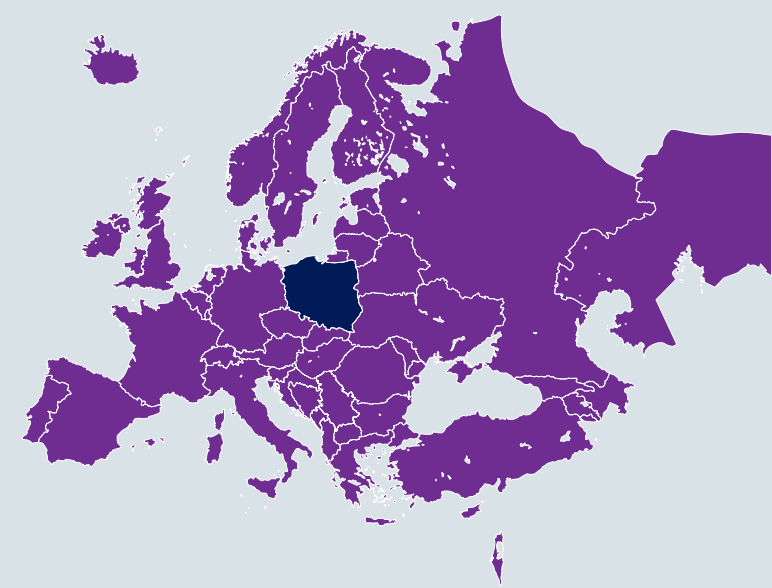
Av. attendance at national team matches	3,500
Change since 2011/12	-4,000
Av. attendance at top national league matches	250
Change since 2011/12	0
Social media campaigns for women's football?	Yes

Women, governance and committees

No of dedicated staff for women's football	9
No of administrative staff for women's football	4
Total no of staff	98
No of women at managerial level or above	4
Women's committee?	Yes
No of men and women on women's committee	M F
	2 3
No of women on all committees	50



Poland



Registered players

Total no of registered female players	11,125
No of registered female adult (18+) players	4,510
No of registered female youth (<18) players	6,615

Growth of women's football

Total no of registered female players 2015/16	30,370
Change since 2015/16	-19,245
Change since 2011/12	+178 %

Domestic women's football

No of registered senior teams	238
Total no of levels in football pyramid	5
Structure of national league	P & R
No of teams in top national division	12
Summer or winter league for top division?	Winter
Average distance to local club	20-40km
Club licensing implemented for women's football?	No

Professional and foreign players

No of professional players	101
No of semi-professional players	0
No of foreign professional players	7
No of clubs with professional players	11
Restriction on no of foreign players?	Yes

Management of women's football

Budget for women's football	€1,730,450
Specific commercial sponsors?	No

National teams & national team coaches

Senior national team?	Yes		
Youth national teams?	U15, U17, U19		
Qualifications of national team head coaches			
Senior team	U19	U17	
UEFA Pro	UEFA A	UEFA A	

Girls' football

Age categories of youth leagues	U13, U16
Girls' football on school curriculum?	No
Formal links between clubs and schools?	No
Age until which mixed football is played	13
Most participated team sport	Football
Status in UEFA Grassroots Charter	Silver

Number of male and female coaches

Ratio of male to female coaches in women's football	97:3	
	M	F
UEFA Pro licence holders	147	0
UEFA A licence holders	1,305	16
UEFA B licence holders	6,115	157
National C licence holders	2,655	115

Female referees

Total no of qualified female referees	283
Do they referee men's matches?	Yes
Top level where women referee matches	Men's third division
Programme targeting development and recruitment of female referees?	No

Population: **38.5 million**
 FIFA ranking: **31**
 UEFA coefficient (ranking): **24,832 (20)**
 Year women's football began: **1991**

Spectators and social media

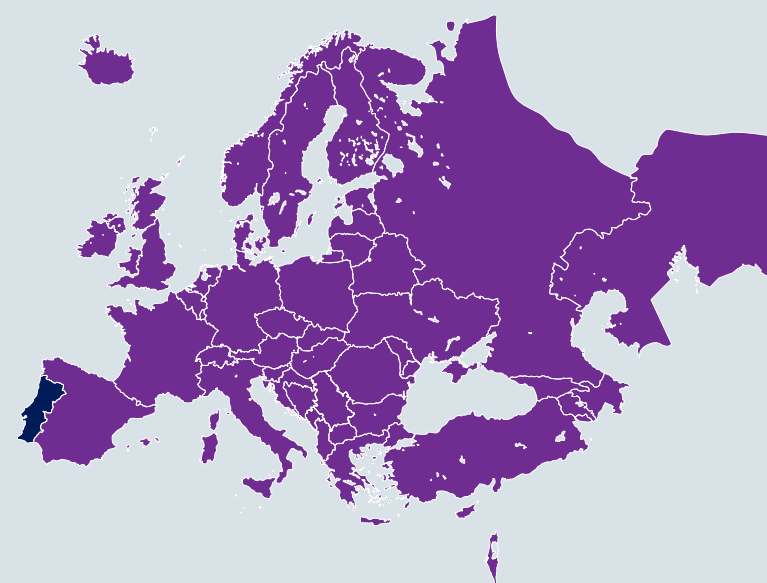
Av. attendance at national team matches	1,500
Change since 2011/12	0
Av. attendance at top national league matches	100
Change since 2011/12	-400
Social media campaigns for women's football?	Yes

Women, governance and committees

No of dedicated staff for women's football	2
No of administrative staff for women's football	9
Total no of staff	74
No of women at managerial level or above	5
Women's committee?	Yes
No of men and women on women's committee	M 9 F 4
No of women on all committees	13



Portugal



Population: **10.8 million**
 FIFA ranking: **40**
 UEFA coefficient (ranking): **22,860 (23)**
 Year women's football began: **1985**

Registered players

Total no of registered female players	7,104
No of registered female adult (18+) players	3,831
No of registered female youth (<18) players	3,273

Growth of women's football

Total no of registered female players 2015/16	5,786
Change since 2015/16	+1,318
Change since 2011/12	+322 %

Domestic women's football

No of registered senior teams	61
Total no of levels in football pyramid	2
Structure of national league	P & R
No of teams in top national division	14
Summer or winter league for top division?	Winter
Average distance to local club	+60km
Club licensing implemented for women's football?	No

Professional and foreign players

No of professional players	6
No of semi-professional players	0
No of foreign professional players	3
No of clubs with professional players	0
Restriction on no of foreign players?	No

Management of women's football

Budget for women's football	€2,703,921
Specific commercial sponsors?	Yes

National teams & national team coaches

Senior national team?	Yes		
Youth national teams?	U16, U17, U19		
Qualifications of national team head coaches			
Senior team	U19	U17	
UEFA Pro	UEFA Pro	UEFA Pro	

Girls' football

Age categories of youth leagues	U18
Girls' football on school curriculum?	Mixed
Formal links between clubs and schools?	No
Age until which mixed football is played	17
Most participated team sport	Volleyball
Status in UEFA Grassroots Charter	Bronze

Number of male and female coaches

Ratio of male to female coaches in women's football	88:12	
	M	F
UEFA Pro licence holders	467	4
UEFA A licence holders	429	5
UEFA B licence holders	3,184	10
National C licence holders	7,742	229

Female referees

Total no of qualified female referees	38
Do they referee men's matches?	Yes
Top level where women referee matches	Men's third division
Programme targeting development and recruitment of female referees?	Yes

Spectators and social media

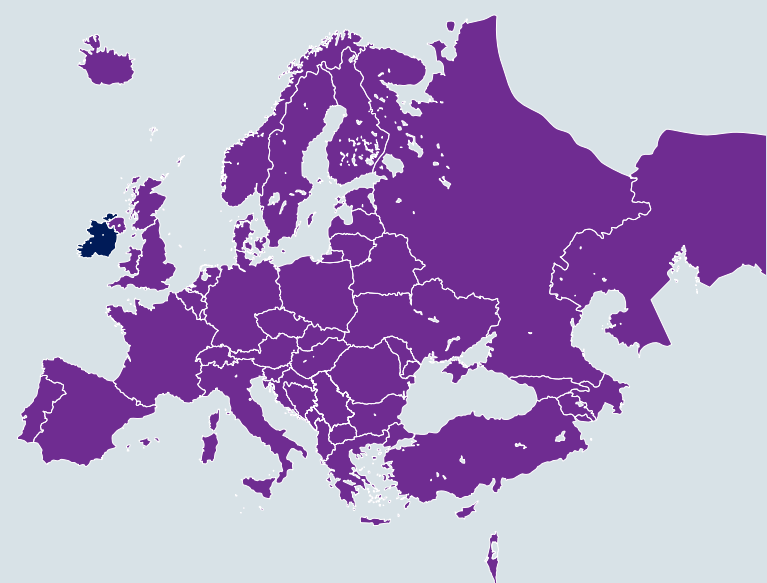
Av. attendance at national team matches	2000
Change since 2011/12	+1,800
Av. attendance at top national league matches	1,000
Change since 2011/12	+920
Social media campaigns for women's football?	Yes

Women, governance and committees

No of dedicated staff for women's football	8
No of administrative staff for women's football	1
Total no of staff	130
No of women at managerial level or above	2
Women's committee?	Yes
No of men and women on women's committee	M F
	0 3
No of women on all committees	5



Republic of Ireland



Registered players

Total no of registered female players	21,980
No of registered female adult (18+) players	5,140
No of registered female youth (<18) players	16,840

Growth of women's football

Total no of registered female players 2015/16	24,260
Change since 2015/16	-2,280
Change since 2011/12	+2 %

Domestic women's football

No of registered senior teams	254
Total no of levels in football pyramid	1
Structure of national league	Closed
No of teams in top national division	7
Summer or winter league for top division?	Winter
Average distance to local club	10-20km
Club licensing implemented for women's football?	Yes

Professional and foreign players

No of professional players	0
No of semi-professional players	0
No of foreign professional players	0
No of clubs with professional players	0
Restriction on no of foreign players?	No

Management of women's football

Budget for women's football	€1,489,290
Specific commercial sponsors?	Yes

National teams & national team coaches

Senior national team?	Yes		
Youth national teams?	U15-U17, U19		
Qualifications of national team head coaches			
Senior team	U19	U17	
UEFA Pro	UEFA Pro	UEFA Pro	

Girls' football

Age categories of youth leagues	U6-U18
Girls' football on school curriculum?	No
Formal links between clubs and schools?	No
Age until which mixed football is played	16
Most participated team sport	Gaelic football
Status in UEFA Grassroots Charter	Silver

Number of male and female coaches

Ratio of male to female coaches in women's football	:	
	M	F
UEFA Pro licence holders	63	2
UEFA A licence holders	326	3
UEFA B licence holders	1,124	24
National C licence holders	-	-

Female referees

Total no of qualified female referees	40
Do they referee men's matches?	Yes
Top level where women referee matches	Men's second division
Programme targeting development and recruitment of female referees?	Yes

Population: **5 million**
 FIFA ranking: **30**
 UEFA coefficient (ranking): **23,669 (22)**
 Year women's football began: **1991**

Spectators and social media

Av. attendance at national team matches	1,900
Change since 2011/12	+900
Av. attendance at top national league matches	100
Change since 2011/12	+100
Social media campaigns for women's football?	Yes

Women, governance and committees

No of dedicated staff for women's football	4	
No of administrative staff for women's football	4	
Total no of staff	181	
No of women at managerial level or above	7	
Women's committee?	Yes	
No of men and women on women's committee	M	F
	6	6
No of women on all committees	6	



Romania



Population: **21.6 million**
 FIFA ranking: **36**
 UEFA coefficient (ranking): **25,602 (19)**
 Year women's football began: **1990**

Spectators and social media

Av. attendance at national team matches	2000
Change since 2011/12	+1,900
Av. attendance at top national league matches	150
Change since 2011/12	+50
Social media campaigns for women's football?	Yes

Women, governance and committees

No of dedicated staff for women's football	15
No of administrative staff for women's football	7
Total no of staff	128
No of women at managerial level or above	5
Women's committee?	Yes
No of men and women on women's committee	M 4 F 4
No of women on all committees	4

Registered players

Total no of registered female players	1,174
No of registered female adult (18+) players	373
No of registered female youth (<18) players	801

Growth of women's football

Total no of registered female players 2015/16	1,015
Change since 2015/16	+159
Change since 2011/12	+180 %

Domestic women's football

No of registered senior teams	34
Total no of levels in football pyramid	3
Structure of national league	P & R
No of teams in top national division	10
Summer or winter league for top division?	Winter
Average distance to local club	+60km
Club licensing implemented for women's football?	No

Professional and foreign players

No of professional players	51
No of semi-professional players	0
No of foreign professional players	1
No of clubs with professional players	10
Restriction on no of foreign players?	Yes

Management of women's football

Budget for women's football	€1,242,001
Specific commercial sponsors?	No

National teams & national team coaches

Senior national team?	Yes	
Youth national teams?	U15-U19	
Qualifications of national team head coaches		
Senior team	U19	U17
UEFA Pro	UEFA A	UEFA A

Girls' football

Age categories of youth leagues	U15
Girls' football on school curriculum?	No
Formal links between clubs and schools?	No
Age until which mixed football is played	14
Most participated team sport	Handball
Status in UEFA Grassroots Charter	Bronze

Number of male and female coaches

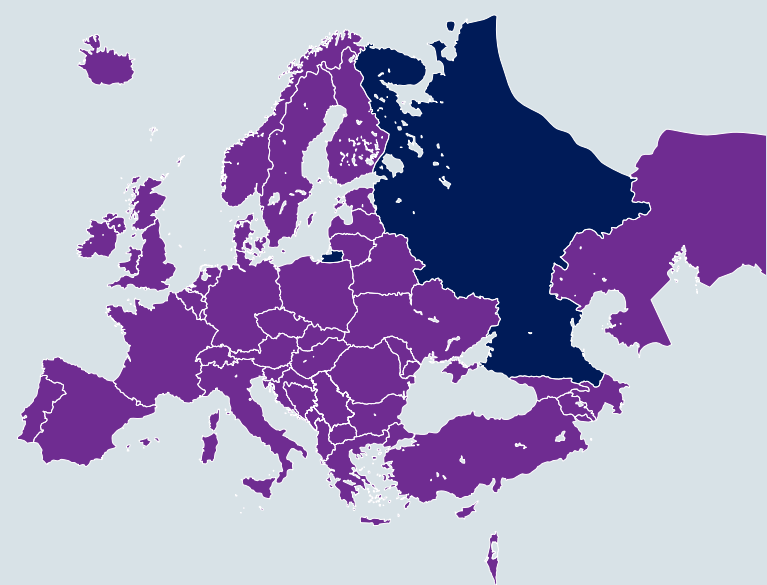
Ratio of male to female coaches in women's football	90:10
	M F
UEFA Pro licence holders	158 0
UEFA A licence holders	1,126 0
UEFA B licence holders	1,953 12
National C licence holders	3,562 7

Female referees

Total no of qualified female referees	313
Do they referee men's matches?	Yes
Top level where women referee matches	Men's top division
Programme targeting development and recruitment of female referees?	Yes



Russia



Registered players

Total no of registered female players	23,207
No of registered female adult (18+) players	12,017
No of registered female youth (<18) players	11,190

Growth of women's football

Total no of registered female players 2015/16	20,265
Change since 2015/16	+2,942
Change since 2011/12	+25 %

Domestic women's football

No of registered senior teams	74
Total no of levels in football pyramid	3
Structure of national league	P & R
No of teams in top national division	6
Summer or winter league for top division?	Summer
Average distance to local club	+60km
Club licensing implemented for women's football?	Yes

Professional and foreign players

No of professional players	110
No of semi-professional players	0
No of foreign professional players	12
No of clubs with professional players	3
Restriction on no of foreign players?	Yes

Management of women's football

Budget for women's football	€2,298,333
Specific commercial sponsors?	No

National teams & national team coaches

Senior national team?	Yes		
Youth national teams?	U15, U17, U19		
Qualifications of national team head coaches			
Senior team	U19	U17	
UEFA A	UEFA B	UEFA B	

Girls' football

Age categories of youth leagues	U11, U13, U15, U17, U19
Girls' football on school curriculum?	No
Formal links between clubs and schools?	No
Age until which mixed football is played	11
Most participated team sport	Volleyball
Status in UEFA Grassroots Charter	Silver

Number of male and female coaches

Ratio of male to female coaches in women's football	85:15	
	M	F
UEFA Pro licence holders	189	0
UEFA A licence holders	272	0
UEFA B licence holders	330	12
National C licence holders	1,717	26

Female referees

Total no of qualified female referees	68
Do they referee men's matches?	Yes
Top level where women referee matches	Men's fourth division
Programme targeting development and recruitment of female referees?	No

Population: **142.2 million**
 FIFA ranking: **22**
 UEFA coefficient (ranking): **30,367 (15)**
 Year women's football began: **1987**

Spectators and social media

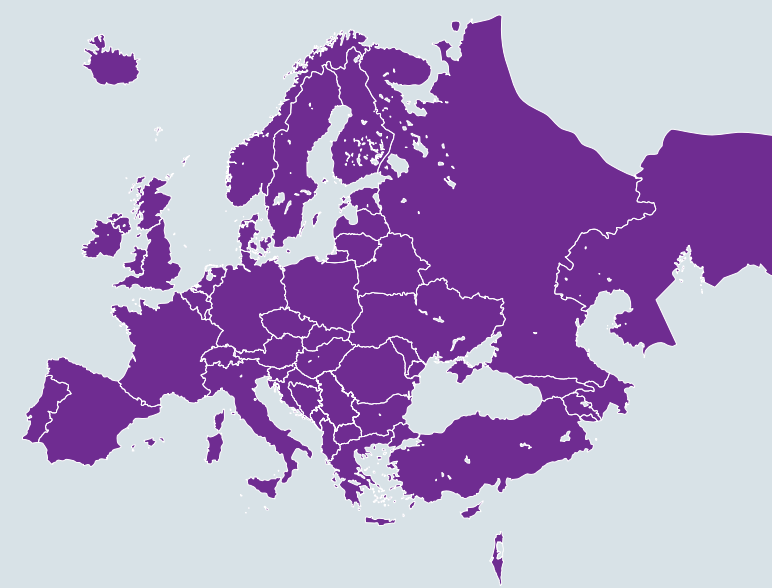
Av. attendance at national team matches	1000
Change since 2011/12	-1,000
Av. attendance at top national league matches	300
Change since 2011/12	-50
Social media campaigns for women's football?	Yes

Women, governance and committees

No of dedicated staff for women's football	38	
No of administrative staff for women's football	35	
Total no of staff	141	
No of women at managerial level or above	10	
Women's committee?	Yes	
No of men and women on women's committee	M	F
	12	6
No of women on all committees	15	



San Marino



Population: **33,000**
 FIFA ranking: -
 UEFA coefficient (ranking): -
 Year women's football began: **2001**

Spectators and social media

Av. attendance at national team matches	0
Change since 2011/12	0
Av. attendance at top national league matches	150
Change since 2011/12	+150
Social media campaigns for women's football?	Yes

Women, governance and committees

No of dedicated staff for women's football	0
No of administrative staff for women's football	2
Total no of staff	10
No of women at managerial level or above	0
Women's committee?	No
No of men and women on women's committee	M F
	0 0
No of women on all committees	0

Registered players

Total no of registered female players	93
No of registered female adult (18+) players	34
No of registered female youth (<18) players	59

Growth of women's football

Total no of registered female players 2015/16	84
Change since 2015/16	+9
Change since 2011/12	+1 %

Domestic women's football

No of registered senior teams	1
Total No of levels in football pyramid	0
Structure of national league	-
No of teams in top national division	1
Summer or winter league for top division?	Winter
Average distance to local club	10 - 20km
Club licensing implemented for women's football?	No

Professional and foreign players

No of professional players	0
No of semi-professional players	0
No of foreign professional players	0
No of clubs with professional players	0
Restriction on no of foreign players?	No

Management of women's football

Budget for women's football	€144,209
Specific commercial sponsors?	No

National teams & national team coaches

Senior national team?	-	
Youth national teams?	-	
Qualifications of national team head coaches		
Senior team	U19	U17
-	-	-

Girls' football

Age categories of youth leagues	U8, U10, U12, U23
Girls' football on school curriculum?	Mixed
Formal links between clubs and schools?	Yes
Age until which mixed football is played	12
Most participated team sport	Volleyball
Status in UEFA Grassroots Charter	Bronze

Number of male and female coaches

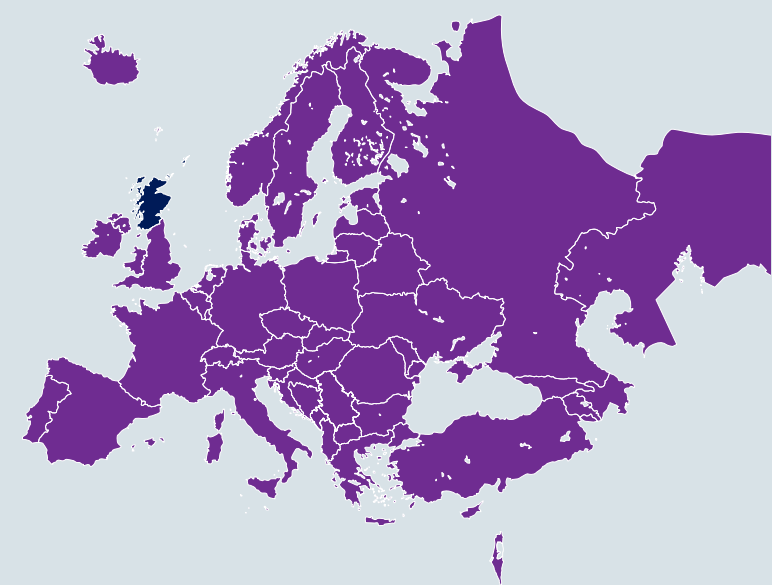
Ratio of male to female coaches in women's football	70:30
	M F
UEFA Pro licence holders	4 0
UEFA A licence holders	7 0
UEFA B licence holders	121 1
National C licence holders	12 2

Female referees

Total no of qualified female referees	2
Do they referee men's matches?	Yes
Top level where women referee matches	Men's top division
Programme targeting development and recruitment of female referees?	No



Scotland



Registered players

Total no of registered female players	10,913
No of registered female adult (18+) players	2,369
No of registered female youth (<18) players	8,544

Growth of women's football

Total no of registered female players 2015/16	9,208
Change since 2015/16	+1,705
Change since 2011/12	+112 %

Domestic women's football

No of registered senior teams	84
Total no of levels in football pyramid	4
Structure of national league	P & R
No of teams in top national division	8
Summer or winter league for top division?	Summer
Average distance to local club	<10km
Club licensing implemented for women's football?	Yes

Professional and foreign players

No of professional players	5
No of semi-professional players	14
No of foreign professional players	0
No of clubs with professional players	2
Restriction on no of foreign players?	No

Management of women's football

Budget for women's football	€1,573,682
Specific commercial sponsors?	Yes

National teams & national team coaches

Senior national team?	Yes		
Youth national teams?	U15-U17, U19		
Qualifications of national team head coaches			
Senior team	U19	U17	
UEFA Pro	UEFA Pro	UEFA A	

Girls' football

Age categories of youth leagues	U11, U13, U15-U17
Girls' football on school curriculum?	Mixed
Formal links between clubs and schools?	Yes
Age until which mixed football is played	15
Most participated team sport	No data
Status in UEFA Grassroots Charter	Gold

Number of male and female coaches

Ratio of male to female coaches in women's football	54:46	
	M	F
UEFA Pro licence holders	140	3
UEFA A licence holders	640	7
UEFA B licence holders	1,619	32
National C licence holders	462	21

Female referees

Total no of qualified female referees	112
Do they referee men's matches?	Yes
Top level where women referee matches	Men's top division
Programme targeting development and recruitment of female referees?	Yes

Population: **5.4 million**
 FIFA ranking: **21**
 UEFA coefficient (ranking): **33,632 (11)**
 Year women's football began: **1998**

Spectators and social media

Av. attendance at national team matches	1,700
Change since 2011/12	+200
Av. attendance at top national league matches	300
Change since 2011/12	0
Social media campaigns for women's football?	Yes

Women, governance and committees

No of dedicated staff for women's football	8	
No of administrative staff for women's football	4	
Total no of staff	166	
No of women at managerial level or above	6	
Women's committee?	Yes	
No of men and women on women's committee	M	F
	2	6
No of women on all committees	6	



Serbia

Registered players

Total no of registered female players	2,172
No of registered female adult (18+) players	1,870
No of registered female youth (<18) players	302

Growth of women's football

Total no of registered female players 2015/16	2,350
Change since 2015/16	-178
Change since 2011/12	+77 %

Domestic women's football

No of registered senior teams	34
Total no of levels in football pyramid	3
Structure of national league	P & R
No of teams in top national division	8
Summer or winter league for top division?	Winter
Average distance to local club	20-40km
Club licensing implemented for women's football?	No

Professional and foreign players

No of professional players	13
No of semi-professional players	55
No of foreign professional players	2
No of clubs with professional players	1
Restriction on no of foreign players?	No

Management of women's football

Budget for women's football	€348,265
Specific commercial sponsors?	No

National teams & national team coaches

Senior national team?	Yes		
Youth national teams?	U17-U19		
Qualifications of national team head coaches			
Senior team	U19	U17	
UEFA Pro	UEFA A	UEFA A	

Girls' football

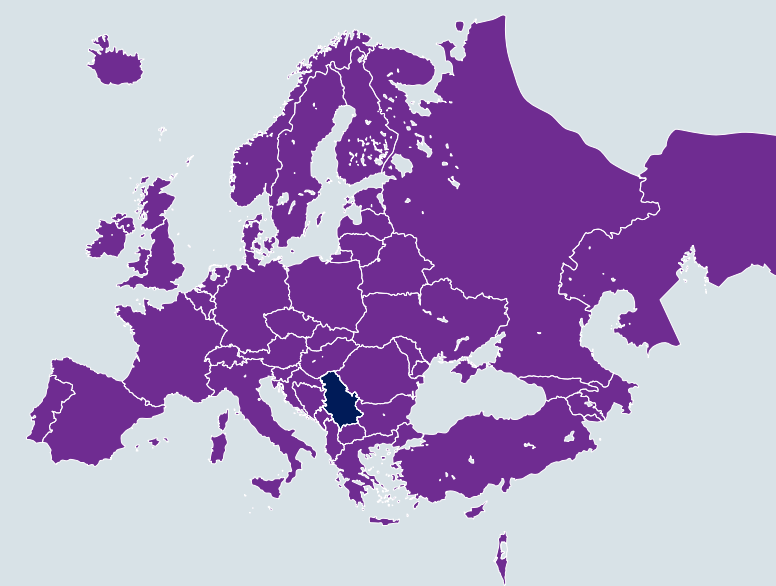
Age categories of youth leagues	U13-U15
Girls' football on school curriculum?	Mixed
Formal links between clubs and schools?	No
Age until which mixed football is played	15
Most participated team sport	Volleyball
Status in UEFA Grassroots Charter	Bronze

Number of male and female coaches

Ratio of male to female coaches in women's football	96:4	
	M	F
UEFA Pro licence holders	138	0
UEFA A licence holders	951	4
UEFA B licence holders	1,436	15
National C licence holders	-	-

Female referees

Total no of qualified female referees	60
Do they referee men's matches?	Yes
Top level where women referee matches	Men's top division
Programme targeting development and recruitment of female referees?	Yes



Population: **7 million**
 FIFA ranking: **44**
 UEFA coefficient (ranking): **21,579 (24)**
 Year women's football began: **1970**

Spectators and social media

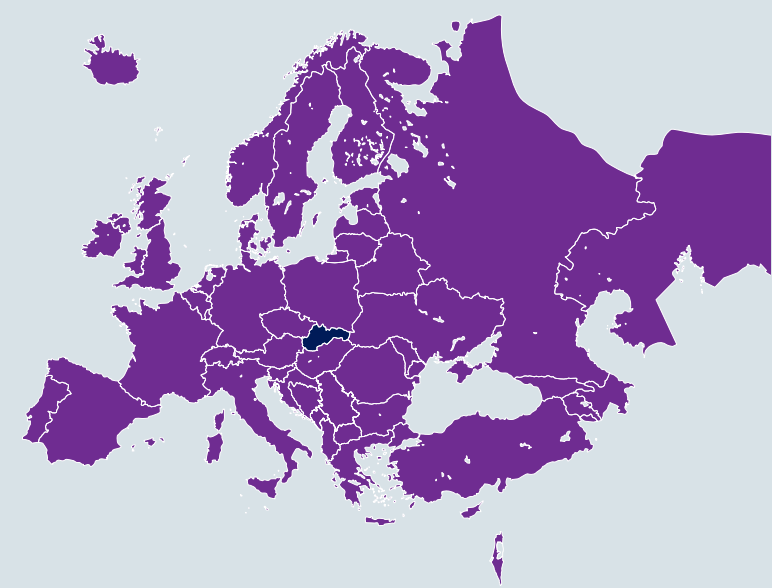
Av. attendance at national team matches	250
Change since 2011/12	-250
Av. attendance at top national league matches	100
Change since 2011/12	0
Social media campaigns for women's football?	Yes

Women, governance and committees

No of dedicated staff for women's football	7
No of administrative staff for women's football	2
Total no of staff	57
No of women at managerial level or above	24
Women's committee?	Yes
No of men and women on women's committee	M F
	3 2
No of women on all committees	2



Slovakia



Registered players

Total no of registered female players	2,969
No of registered female adult (18+) players	554
No of registered female youth (<18) players	2,415

Growth of women's football

Total no of registered female players 2015/16	1,873
Change since 2015/16	+1,096
Change since 2011/12	+234 %

Domestic women's football

No of registered senior teams	35
Total no of levels in football pyramid	2
Structure of national league	P & R
No of teams in top national division	10
Summer or winter league for top division?	Winter
Average distance to local club	20-40km
Club licensing implemented for women's football?	No

Professional and foreign players

No of professional players	0
No of semi-professional players	0
No of foreign professional players	0
No of clubs with professional players	0
Restriction on no of foreign players?	No

Management of women's football

Budget for women's football	€838,216
Specific commercial sponsors?	No

National teams & national team coaches

Senior national team?	Yes		
Youth national teams?	U15, U17, U19		
Qualifications of national team head coaches			
Senior team	U19	U17	
UEFA Pro	UEFA A	UEFA A	

Girls' football

Age categories of youth leagues	U15, U19
Girls' football on school curriculum?	No
Formal links between clubs and schools?	No
Age until which mixed football is played	15
Most participated team sports	Handball & basketball
Status in UEFA Grassroots Charter	Bronze

Number of male and female coaches

Ratio of male to female coaches in women's football	95:5	
	M	F
UEFA Pro licence holders	246	0
UEFA A licence holders	544	6
UEFA B licence holders	1,569	21
National C licence holders	2,351	27

Female referees

Total No. of qualified female referees	120
Do they referee men's matches?	Yes
Top level where women referee matches	Men's third division
Programme targeting development and recruitment of female referees?	Yes

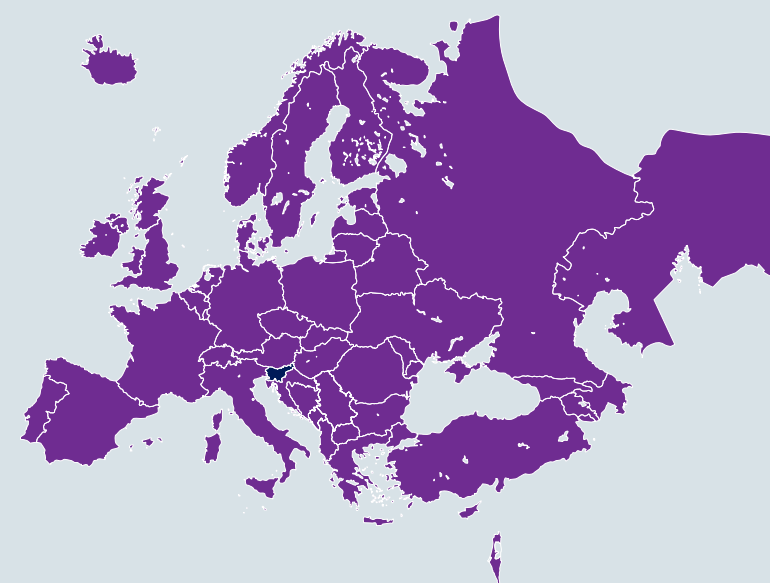
Population: **5.4 million**
 FIFA ranking: **41**
 UEFA coefficient (ranking): **18,104 (28)**
 Year women's football began: **1993**

Spectators and social media

Av. attendance at national team matches	450
Change since 2011/12	-50
Av. attendance at top national league matches	120
Change since 2011/12	+20
Social media campaigns for women's football?	Yes

Women, governance and committees

No of dedicated staff for women's football	11	
No of administrative staff for women's football	8	
Total no of staff	83	
No of women at managerial level or above	6	
Women's committee?	No	
No of men and women on women's committee	M	F
	0	0
No of women on all committees	1	



Population: **2 million**
 FIFA ranking: **59**
 UEFA coefficient (ranking): **17,224 (29)**
 Year women's football began: 1992

Spectators and social media

Av. attendance at national team matches	415
Change since 2011/12	+415
Av. attendance at top national league matches	98
Change since 2011/12	+98
Social media campaigns for women's football?	Yes

Women, governance and committees

No of dedicated staff for women's football	5
No of administrative staff for women's football	1
Total no of staff	53
No of women at managerial level or above	2
Women's committee?	Yes
No of men and women on women's committee	M 8 F 2
No of women on all committees	8

Registered players

Total no of registered female players	1,848
No of registered female adult (18+) players	451
No of registered female youth (<18) players	1,397

Growth of women's football

Total no of registered female players 2015/16	1,860
Change since 2015/16	-12
Change since 2011/12	-31 %

Domestic women's football

No of registered senior teams	10
Total no of levels in football pyramid	1
Structure of national league	P & R
No of teams in top national division	10
Summer or winter league for top division?	Winter
Average distance to local club	20-40km
Club licensing implemented for women's football?	Yes

Professional and foreign players

No of professional players	0
No of semi-professional players	0
No of foreign professional players	0
No of clubs with professional players	0
Restriction on no of foreign players?	Yes

Management of women's football

Budget for women's football	€557,008
Specific commercial sponsors?	No

National teams & national team coaches

Senior national team?	Yes	
Youth national teams?	U17, U19	
Qualifications of national team head coaches		
Senior team	U19	U17
UEFA Pro	UEFA A	UEFA A

Girls' football

Age categories of youth leagues	U11, U13, U15, U17
Girls' football on school curriculum?	Mixed
Formal links between clubs and schools?	No
Age until which mixed football is played	17
Most participated team sport	Volleyball
Status in UEFA Grassroots Charter	Silver

Number of male and female coaches

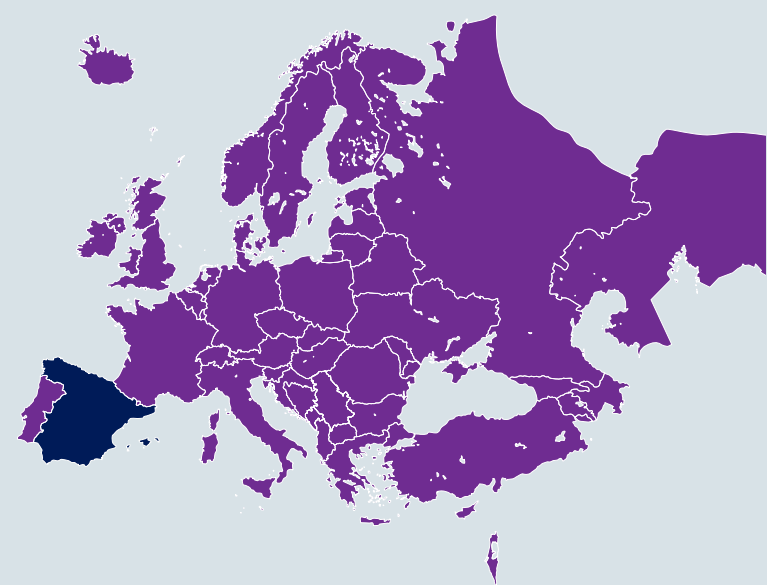
Ratio of male to female coaches in women's football	70:30
	M F
UEFA Pro licence holders	56 0
UEFA A licence holders	438 4
UEFA B licence holders	687 11
National C licence holders	901 60

Female referees

Total no of qualified female referees	24
Do they referee men's matches?	Yes
Top level where women referee matches	Men's third division
Programme targeting development and recruitment of female referees?	Yes



Spain



Population: **48.6 million**
 FIFA ranking: **14**
 UEFA coefficient (ranking): **37,655 (6)**
 Year women's football began: **1988**

Registered players

Total no of registered female players	31,831
No of registered female adult (18+) players	11,241
No of registered female youth (<18) players	20,590

Growth of women's football

Total no of registered female players 2015/16	31,314
Change since 2015/16	+517
Change since 2011/12	-53 %

Domestic women's football

No of registered senior teams	113
Total no of levels in football pyramid	3
Structure of national league	P & R
No of teams in top national division	16
Summer or winter league for top division?	Winter
Average distance to local club	20-40km
Club licensing implemented for women's football?	Yes

Professional and foreign players

No of professional players	37
No of semi-professional players	0
No of foreign professional players	0
No of clubs with professional players	0
Restriction on no of foreign players?	No

Management of women's football

Budget for women's football	€3,397,142
Specific commercial sponsors?	Yes

National teams & national team coaches

Senior national team?	Yes	
Youth national teams?	U16, U17, U19, U20	
Qualifications of national team head coaches		
Senior team	U19	U17
UEFA Pro	UEFA Pro	UEFA Pro

Girls' football

Age categories of youth leagues	U12-U18
Girls' football on school curriculum?	No
Formal links between clubs and schools?	No
Age until which mixed football is played	12
Most participated team sport	Basketball
Status in UEFA Grassroots Charter	Silver

Number of male and female coaches

Ratio of male to female coaches in women's football	80:20	
	M	F
UEFA Pro licence holders	2,307	44
UEFA A licence holders		52
UEFA B licence holders	8,821	400
National C licence holders	-	-

Female referees

Total no of qualified female referees	539
Do they referee men's matches?	Yes
Top level where women referee matches	Men's second division
Programme targeting development and recruitment of female referees?	Yes

Spectators and social media

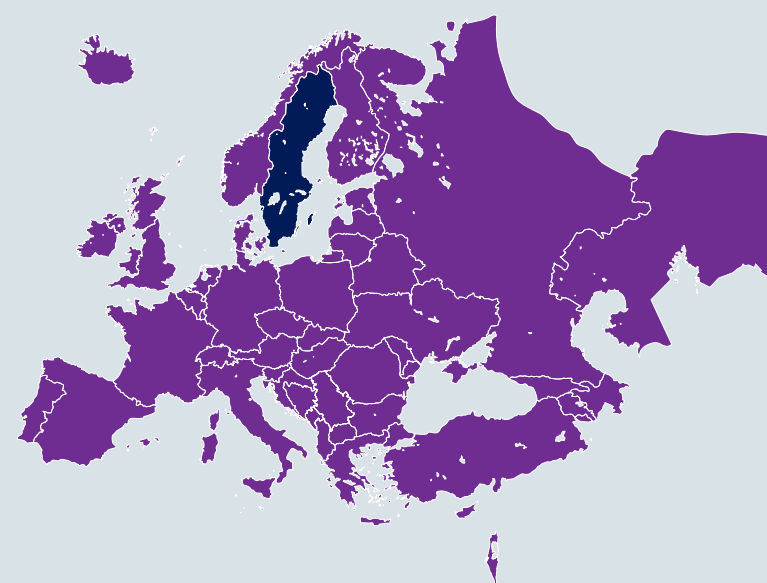
Av. attendance at national team matches	2,000
Change since 2011/12	-1,000
Av. attendance at top national league matches	2,000
Change since 2011/12	+500
Social media campaigns for women's football?	Yes

Women, governance and committees

No of dedicated staff for women's football	7
No of administrative staff for women's football	0
Total no of staff	166
No of women at managerial level or above	5
Women's committee?	Yes
No of men and women on women's committee	M F
	12 8
No of women on all committees	10



Sweden



Population: **9.9 million**
 FIFA ranking: **6**
 UEFA coefficient (ranking): **38,036 (5)**
 Year women's football began: **1970**

Spectators and social media

Av. attendance at national team matches	6,350
Change since 2011/12	+1,175
Av. attendance at top national league matches	900
Change since 2011/12	+75
Social media campaigns for women's football?	Yes

Women, governance and committees

No of dedicated staff for women's football	13
No of administrative staff for women's football	7
Total no of staff	123
No of women at managerial level or above	6
Women's committee?	No
No of men and women on women's committee	M 0 F 0
No of women on all committees	13

Registered players

Total no of registered female players	179,050
No of registered female adult (18+) players	72,212
No of registered female youth (<18) players	106,838

Growth of women's football

Total no of registered female players 2015/16	169,937
Change since 2015/16	+9,113
Change since 2011/12	+12 %

Domestic women's football

No of registered senior teams	1,178
Total no of levels in football pyramid	7
Structure of national league	P & R
No of teams in top national division	12
Summer or winter league for top division?	Summer
Average distance to local club	20-40km
Club licensing implemented for women's football?	Yes

Professional and foreign players

No of professional players	72
No of semi-professional players	288
No of foreign professional players	36
No of clubs with professional players	12
Restriction on no of foreign players?	No

Management of women's football

Budget for women's football	€5,103,200
Specific commercial sponsors?	Yes

National teams & national team coaches

Senior national team?	Yes
Youth national teams?	U15-U20, U23
Qualifications of national team head coaches	
Senior team	U19 U17
UEFA Pro	UEFA Pro UEFA Pro

Girls' football

Age categories of youth leagues	U7-U18
Girls' football on school curriculum?	Mixed
Formal links between clubs and schools?	Yes
Age until which mixed football is played	No mixed football
Most participated team sport	Football
Status in UEFA Grassroots Charter	Silver

Number of male and female coaches

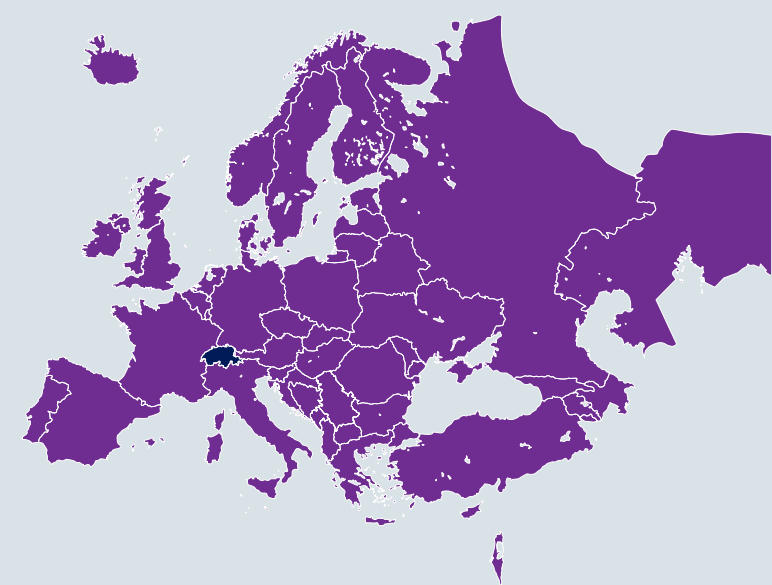
Ratio of male to female coaches in women's football	90:10
	M F
UEFA Pro licence holders	246 6
UEFA A licence holders	950 33
UEFA B licence holders	2,300
National C licence holders	9,648 1,700

Female referees

Total no of qualified female referees	242
Do they referee men's matches?	Yes
Top level where women referee matches	Men's second division
Programme targeting development and recruitment of female referees?	Yes



Switzerland



Registered players

Total no of registered female players	23,119
No of registered female adult (18+) players	10,303
No of registered female youth (<18) players	12,816

Growth of women's football

Total no of registered female players 2015/16	21,320
Change since 2015/16	+1,799
Change since 2011/12	+3 %

Domestic women's football

No of registered senior teams	392
Total no of levels in football pyramid	6
Structure of national league	P & R
No of teams in top national division	10
Summer or winter league for top division?	Winter
Average distance to local club	<10km
Club licensing implemented for women's football?	Yes

Professional and foreign players

No of professional players	0
No of semi-professional players	0
No of foreign professional players	0
No of clubs with professional players	0
Restriction on no of foreign players?	No

Management of women's football

Budget for women's football	€2,253,268
Specific commercial sponsors?	No

National teams & national team coaches

Senior national team?	Yes		
Youth national teams?	U16, U17, U19		
Qualifications of national team head coaches			
Senior team	U19	U17	
UEFA Pro	UEFA A	UEFA A	

Girls' football

Age categories of youth leagues	U6-U18
Girls' football on school curriculum?	No
Formal links between clubs and schools?	Yes
Age until which mixed football is played	20
Most participated team sport	Football
Status in UEFA Grassroots Charter	Gold

Number of male and female coaches

Ratio of male to female coaches in women's football	74:26	
	M	F
UEFA Pro licence holders	210	2
UEFA A licence holders	1,487	14
UEFA B licence holders	10,690	133
National C licence holders	23,568	982

Female referees

Total no of qualified female referees	85
Do they referee men's matches?	Yes
Top level where women referee matches	Men's third division
Programme targeting development and recruitment of female referees?	Yes

Population: **8.2 million**
 FIFA ranking: **15**
 UEFA coefficient (ranking): **36,629 (7)**
 Year women's football began: **1993**

Spectators and social media

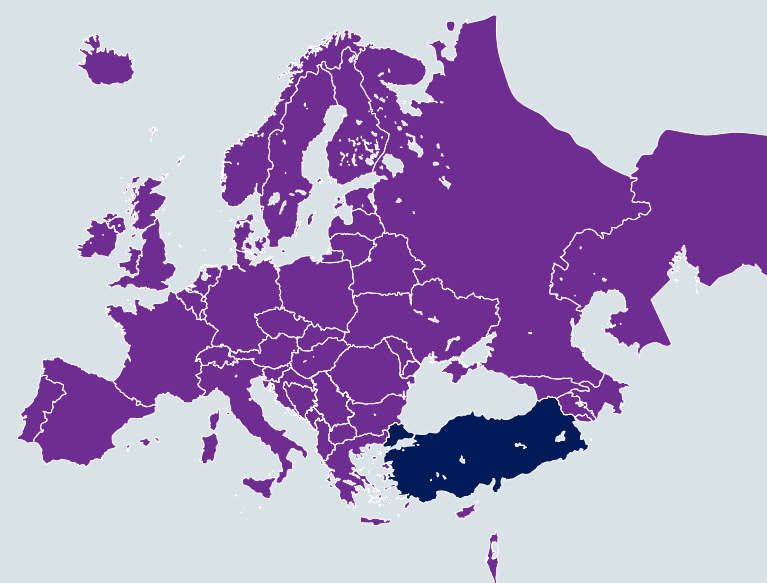
Av. attendance at national team matches	1,600
Change since 2011/12	+300
Av. attendance at top national league matches	150
Change since 2011/12	-150
Social media campaigns for women's football?	Yes

Women, governance and committees

No of dedicated staff for women's football	24	
No of administrative staff for women's football	7	
Total no of staff	100	
No of women at managerial level or above	2	
Women's committee?	No	
No of men and women on women's committee	M	F
	0	0
No of women on all committees	0	



Turkey



Registered players

Total no of registered female players	39,233
No of registered female adult (18+) players	1,067
No of registered female youth (<18) players	38,166

Growth of women's football

Total no of registered female players 2015/16	5,807
Change since 2015/16	+34,146
Change since 2011/12	-19 %

Domestic women's football

No of registered senior teams	126
Total no of levels in football pyramid	3
Structure of national league	P & R
No of teams in top national division	10
Summer or winter league for top division?	Winter
Average distance to local club	10-20km
Club licensing implemented for women's football?	No

Professional and foreign players

No of professional players	14
No of semi-professional players	20
No of foreign professional players	7
No of clubs with professional players	5
Restriction on no of foreign players?	Yes

Management of women's football

Budget for women's football	€877,179
Specific commercial sponsors?	No

National teams & national team coaches

Senior national team?	Yes	
Youth national teams?	U15, U17, U19	
Qualifications of national team head coaches		
Senior team	U19	U17
UEFA A	UEFA A	UEFA A

Girls' football

Age categories of youth leagues	U11, U13, U15, U17
Girls' football on school curriculum?	No
Formal links between clubs and schools?	No
Age until which mixed football is played	11
Most participated team sport	Volleyball
Status in UEFA Grassroots Charter	Silver

Number of male and female coaches

Ratio of male to female coaches in women's football	90:10	
	M	F
UEFA Pro licence holders	499	0
UEFA A licence holders	1,801	6
UEFA B licence holders	3,034	65
National C licence holders	9,730	83

Female referees

Total no of qualified female referees	24
Do they referee men's matches?	Yes
Top level where women referee matches	Men's third division
Programme targeting development and recruitment of female referees?	No

Population: **80.3 million**
 FIFA ranking: **58**
 UEFA coefficient (ranking): **15,656 (32)**
 Year women's football began: **1992**

Spectators and social media

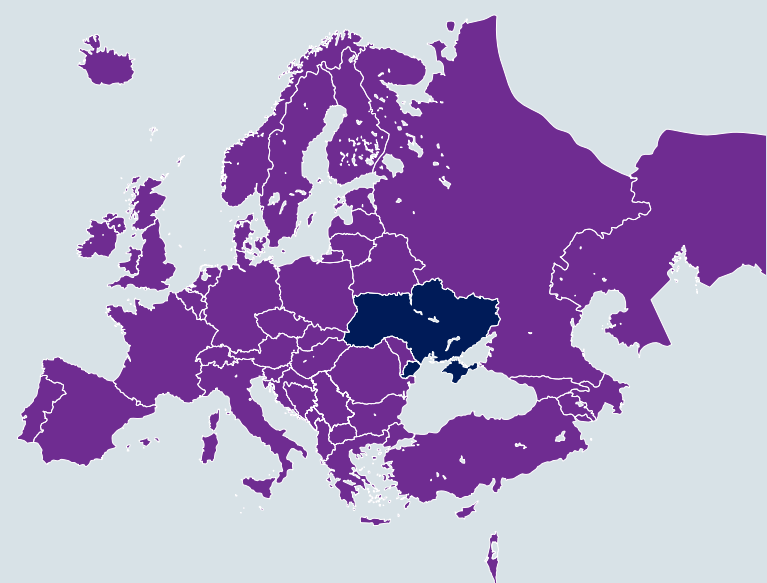
Av. attendance at national team matches	650
Change since 2011/12	+150
Av. attendance at top national league matches	300
Change since 2011/12	0
Social media campaigns for women's football?	No

Women, governance and committees

No of dedicated staff for women's football	8	
No of administrative staff for women's football	2	
Total no of staff	480	
No of women at managerial level or above	2	
Women's committee?	No	
No of men and women on women's committee	M	F
	0	0
No of women on all committees	8	



Ukraine



Registered players

Total no of registered female players	5,350
No of registered female adult (18+) players	1,836
No of registered female youth (<18) players	3,514

Growth of women's football

Total no of registered female players 2015/16	5,616
Change since 2015/16	-266
Change since 2011/12	+1,964 %

Domestic women's football

No of registered senior teams	20
Total no of levels in football pyramid	2
Structure of national league	P & R
No of teams in top national division	7
Summer or winter league for top division?	Summer
Average distance to local club	20-40km
Club licensing implemented for women's football?	No

Professional and foreign players

No of professional players	186
No of semi-professional players	0
No of foreign professional players	1
No of clubs with professional players	7
Restriction on no of foreign players?	Yes

Management of women's football

Budget for women's football	€374,854
Specific commercial sponsors?	No

National teams & national team coaches

Senior national team?	Yes		
Youth national teams?	U15, U17, U19		
Qualifications of national team head coaches			
Senior team	U19	U17	
UEFA Pro	UEFA A	UEFA B	

Girls' football

Age categories of youth leagues	U12-U18
Girls' football on school curriculum?	Mixed
Formal links between clubs and schools?	No
Age until which mixed football is played	12
Most participated team sport	Football
Status in UEFA Grassroots Charter	Gold

Number of male and female coaches

Ratio of male to female coaches in women's football	75:25	
	M	F
UEFA Pro licence holders	168	0
UEFA A licence holders	494	2
UEFA B licence holders	691	1
National C licence holders	2,313	43

Female referees

Total no of qualified female referees	37
Do they referee men's matches?	Yes
Top level where women referee matches	Men's top division
Programme targeting development and recruitment of female referees?	Yes

Population: **44 million**
 FIFA ranking: **23**
 UEFA coefficient (ranking): **28,579 (17)**
 Year women's football began: **1992**

Spectators and social media

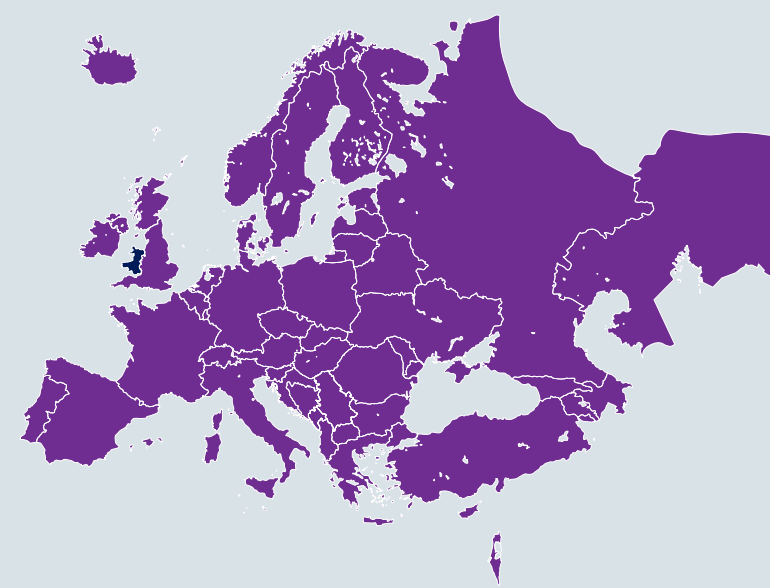
Av. attendance at national team matches	3000
Change since 2011/12	+2,600
Av. attendance at top national league matches	350
Change since 2011/12	+200
Social media campaigns for women's football?	Yes

Women, governance and committees

No of dedicated staff for women's football	16	
No of administrative staff for women's football	7	
Total no of staff	185	
No of women at managerial level or above	12	
Women's committee?	Yes	
No of men and women on women's committee	M	F
	1	2
No of women on all committees	10	



Wales



Population: **3.1 million**
 FIFA ranking: **35**
 UEFA coefficient (ranking): **25,807 (18)**
 Year women's football began: **1993**

Registered players

Total no of registered female players	5,626
No of registered female adult (18+) players	1,859
No of registered female youth (<18) players	3,767

Growth of women's football

Total no of registered female players 2015/16	5,015
Change since 2015/16	+611
Change since 2011/12	-20 %

Domestic women's football

No of registered senior teams	60
Total no of levels in football pyramid	3
Structure of national league	P & R
No of teams in top national division	10
Summer or winter league for top division?	Winter
Average distance to local club	10-20km
Club licensing implemented for women's football?	Yes

Professional and foreign players

No of professional players	0
No of semi-professional players	0
No of foreign professional players	0
No of clubs with professional players	0
Restriction on no of foreign players?	No

Management of women's football

Budget for women's football	€1171,699
Specific commercial sponsors?	No

National teams & national team coaches

Senior national team?	Yes		
Youth national teams?	U15, U17, U19		
Qualifications of national team head coaches			
Senior team	U19	U17	
UEFA Pro	UEFA Pro	UEFA Pro	

Girls' football

Age categories of youth leagues	U10, U12, U14, U16
Girls' football on school curriculum?	Mixed
Formal links between clubs and schools?	Yes
Age until which mixed football is played	16
Most participated team sport	Netball
Status in UEFA Grassroots Charter	Gold

Number of male and female coaches

Ratio of male to female coaches in women's football	90:10	
	M	F
UEFA Pro licence holders	78	1
UEFA A licence holders	245	2
UEFA B licence holders	510	22
National C licence holders	1,113	86

Female referees

Total no of qualified female referees	26
Do they referee men's matches?	Yes
Top level where women referee matches	Men's top division
Programme targeting development and recruitment of female referees?	Yes

Spectators and social media

Av. attendance at national team matches	975
Change since 2011/12	+975
Av. attendance at top national league matches	100
Change since 2011/12	+50
Social media campaigns for women's football?	Yes

Women, governance and committees

No of dedicated staff for women's football	6	
No of administrative staff for women's football	3	
Total no of staff	106	
No of women at managerial level or above	2	
Women's committee?	Yes	
No of men and women on women's committee	M	F
	7	3
No of women on all committees	4	

List of abbreviations

Av.	Average
m	million
NA	National association
no	Number
P&R	Promotion and relegation



UEFA
Route De Genève 46
CH-1260 Nyon 2
Switzerland
Telephone: +41 848 00 27 27
Telefax: +41 848 00 27 27
UEFA.com
womensfootballdevelopment@uefa.ch

WE CARE ABOUT FOOTBALL

