

Insight Managed WiFi 6 AX5400 Dual-band Multi-Gig PoE Wireless Access Point



WAX628

High Performance WiFi 6 Access Points for the Commercial and Residential Integrators

The WAX628 is a high performance WiFi 6 access point, ideal for small and medium sized businesses. The access point is a dual band design delivering up to 5.4Gbps total WiFi throughput, supported by two Ethernet ports, a 2.5Gbps Power-over-Ethernet port, and a 1Gbps Ethernet port.

The WAX628 supports the next generation WiFi 6 smart phones, IoT devices, and notebook computers, delivering up to 40% more throughput to each individual device in the 5GHz band and 100% more throughput in the 2.4GHz band, compared to the previous generation equivalent model; provides 4x the client device connection, allowing businesses to serve more customers with better speed and less congestion.

The WAX628 is ideal in high density client device environments such as schools, hotels, restaurants and conference centers, and provides enterprise grade WiFi network security. With Insight management, WAX628 works seamlessly with your current NETGEAR Insight managed switches, WiFi access points and network storage, and is compatible with previous generation WiFi devices (WiFi 5 802.11ac for example) and WiFi Access Points.

Enjoy a 4-year Insight subscription plus 4 years of ProSUPPORT, a 24/7 live expert technical support by phone, chat and email.

In the past several years, the WiFi industry has made progress in increasing speeds by leaps and bounds. However, capacity continues to be a challenge, namely, supporting a large number of concurrent users. This requirement is particularly acute for businesses, where very high throughput to each individual device may not be the paramount requirement. Rather, it is providing network connectivity to a large number of client devices, with good throughput, stable connection, and robust responses to environmental changes that is most important.

With the updated WiFi 6 (802.11ax) technology such as OFDMA, upstream and downstream MU-MIMO, and increased speeds, coverage, and capacity, you can feel confident that you're getting the highest performance WiFi that's set for years to come! Plus the assurance that you can now add more connected devices on your business WiFi network without any slowdowns or blind spots.

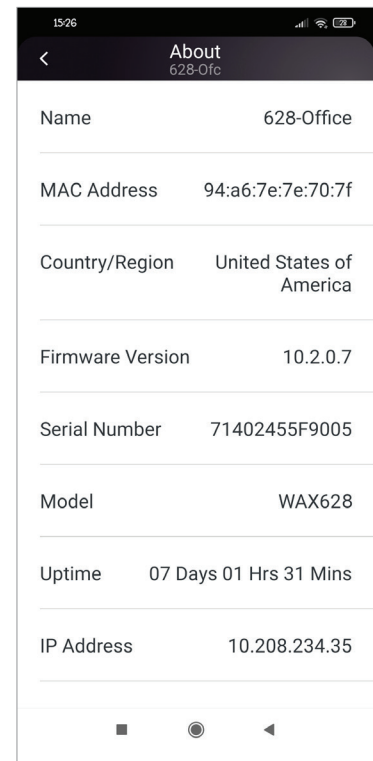
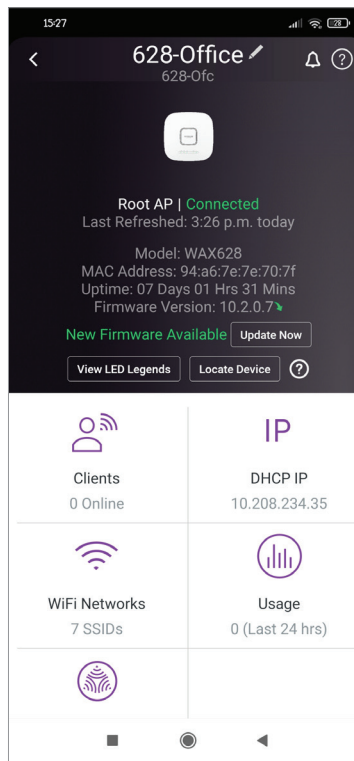
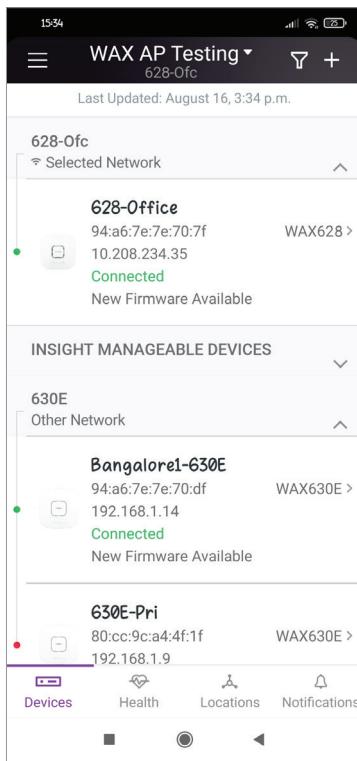
The WAX628, a WiFi 6 Business Access Point, combined with Insight, helps small and medium businesses with an easy way to manage their network without an IT expert, providing great WiFi connection leaving each of their customers satisfied as a network user. NETGEAR empowers businesses with an all new WiFi 6 Business Access Point for high performance and high coverage for the years to come.

The WAX628 is compatible with WAC510, WAC564, WAX610, WAX610Y, WAX615, WAX620, WAX630, WAX630E Insight Managed Access Points to form a scalable wireless network.

Business Features for higher speed, greater coverage and higher density WiFi

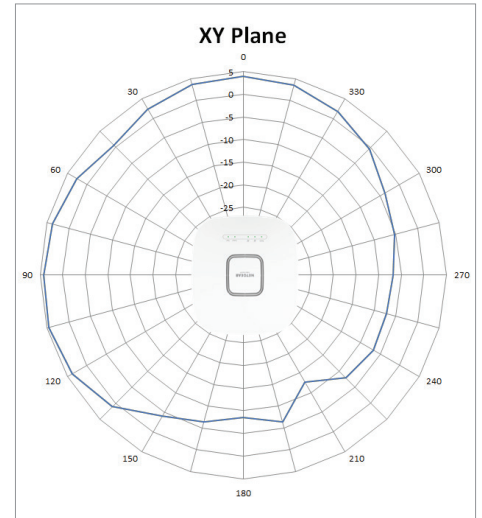
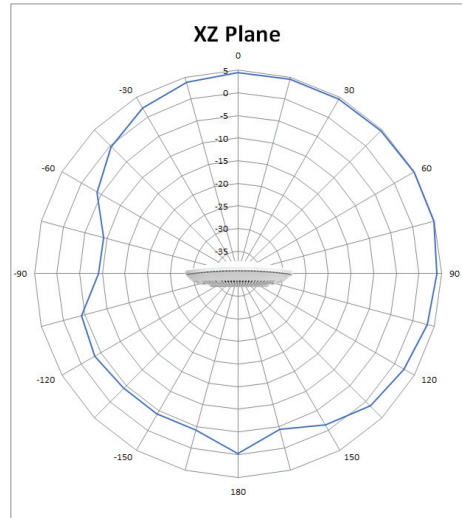
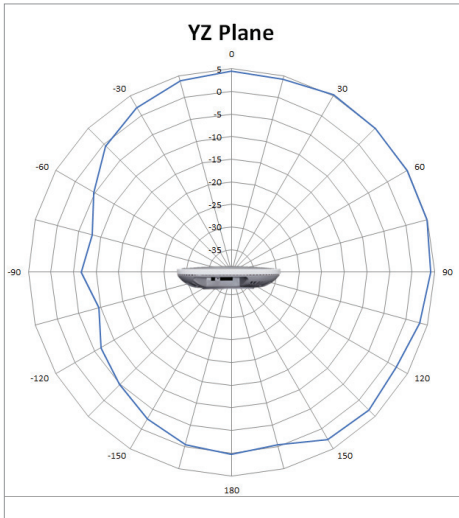
- Business class WiFi based on next generation 802.11ax WiFi 6 technology on both 5.0GHz and 2.4GHz bands. Backward compatible to 802.11b/g/n/a/ac
- Dual band 2X2 and 4x4 (2.4GHz and 5.0GHz) 6 streams of data for an aggregate throughput of up to 5.4Gbps
- Instant WiFi Mesh forming wireless backhaul with other WAX600 Series, WAC540 or WAC564 units to form a WiFi mesh network
- 4 times more client device supported
- Enterprise security and Enhanced Open security, such as WAP3, WPA Enterprise, 8x SSID and VLAN¹
- Basic Service Set Coloring (BSS Coloring) enabling significant improvement in radio frequency channel efficiency and reduction of interference
- Orthogonal Frequency Division Multiple Access (OFDMA) allowing simultaneous services to multiple devices in the same channel thus improving bandwidth efficiency and reducing latency
- 2.5GbE port, backward compatible with 100/1000Mbps Ethernet, supported by NETGEAR GSM4210P, MS510TXPP and other multi-gig Ethernet switches
- Target Wake Time (TWT) allows more efficient power usage resulting in longer battery life in WiFi 6 client devices
- Beamforming+; Advanced 6th generation WiFi technology such as up and downstream MU-MIMO
- One 802.3at 2.5Gbps PoE port. Remote management and monitoring from NETGEAR Insight app or Cloud Portal for unrivaled management experience of your wireless network.
- App managed. Faster installation through NETGEAR Insight app or Cloud Portal. No additional hardware needed.
- Market leading 5-year warranty for peace of mind
- 4-year Insight subscription
- 4-year ProSUPPORT

¹ WPA Enterprise will be available in a future software upgrade.

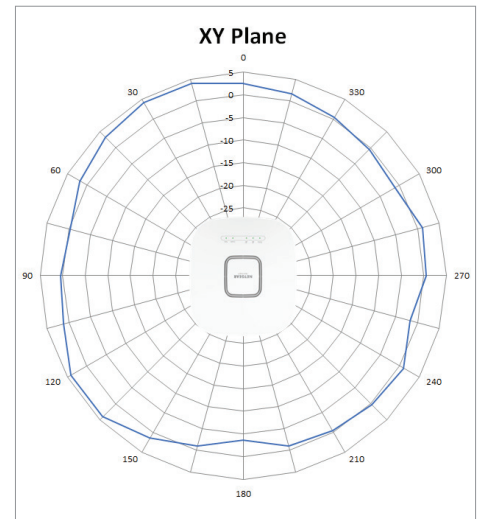
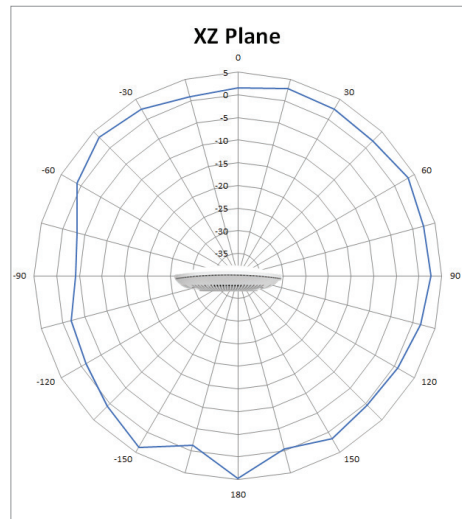
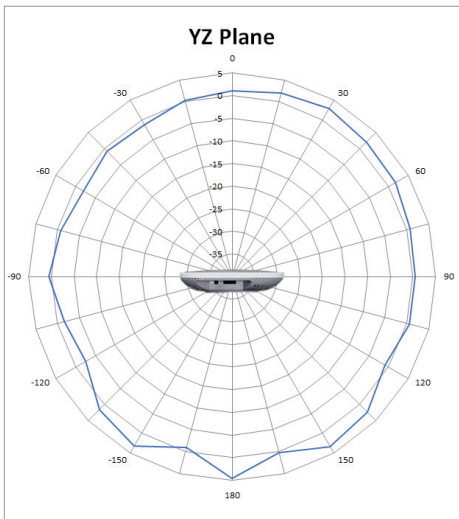


Radio Patterns for WAX628

Radio Pattern for 2.4GHz

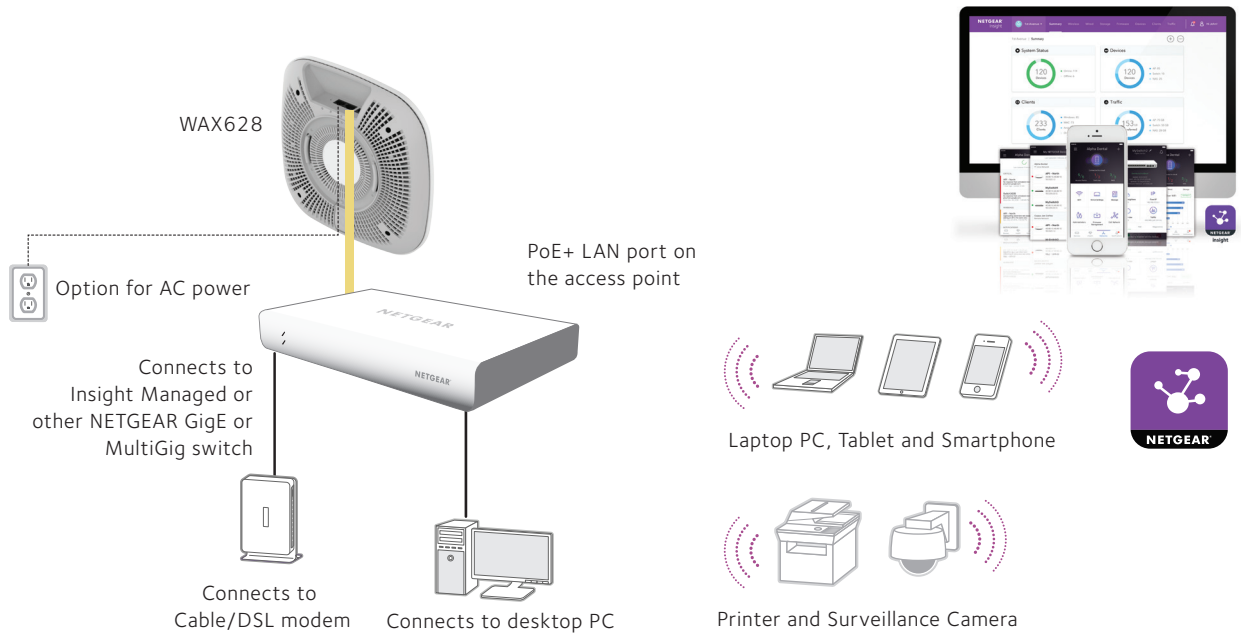


Radio Pattern for 5GHz



Example Application

WAX628 Deployment Scenario



Insight Managed WiFi 6
AX5400 Dual-band Multi-Gig PoE Wireless Access Point

Product Comparison

Product Comparison	WAX615	WAX628	WAX630	WAX630E
WiFi Standards	5GHz: 802.11a/n/ac/ax 2.4GHz: 802.11b/g/n/ax	5.0GHz: 802.11a/n/ac/ax 2.4GHz: 802.11b/g/n/ax	5GHz: 802.11a/n/ac/ax 2.4GHz: 802.11b/g/n/ax	6GHz: 802.11ax 5GHz: 802.11a/n/ac/ax 2.4GHz: 802.11b/g/n/ax
Wireless Mode (Transmit x Receive)	2x2 in 5GHz 2x2 in 2.4GHz	4x4 in 5.0GHz 2x2 in 2.4GHz	4x4 in 5GHz H 4x4 in 5GHz L 4x4 in 2.4GHz	2x2 in 6GHz 4x4 in 5GHz 2x2 in 2.4GHz
Channelization	5GHz: 20/40/80/160MHz 2.4GHz: 20/40MHz	5GHz: 20/40/80/160MHz 2.4GHz: 20/40MHz	5GHz H: 20/40/80MHz 5GHz L: 20/40/80MHz 2.4GHz: 20/40MHz	5GHz: 20/40/80/160MHz 6GHz: 20/40/80/160MHz 2.4GHz: 20/40MHz
OFDM/OFDMA	OFDM and OFDMA	OFDM and OFDMA	OFDM and OFDMA	OFDM and OFDMA
BSS Coloring	Yes	Yes	Yes	Yes
Multi-User MIMO	Bidir MU-MIMO	Bidir and MU-MIMO	Bidir and MU-MIMO	Bidir and MU-MIMO
Target Wake Time (TWT)	Yes	Yes	Yes	Yes
Maximum Theoretical Throughput	AX3000 3Gbps	AX5400 5.4Gbps	AX6000 6Gbps	AXE7800 7.8Gbps
Maximum Theoretical Throughput per Band	5GHz: 2400Mbps 2.4GHz: 600Mbps	5.0GHz: 4800Mbps 2.4GHz: 600Mbps	5GHz H: 2400Mbps 5GHz L: 2400Mbps 2.4GHz: 1200Mbps	6GHz: 2400Mbps 5GHz: 4800Mbps 2.4GHz: 600Mbps
Antenna Gain	Internal 2.9/2.8dBi (2.4GHz/5GHz)	Internal 2.4/2.9 dBi (2.4GHz/5GHz)	Internal 2.9/4.4/4.9 dBi (2.4GHz/5GHz L/5GHz H)	Internal 4.4/6.3/3.1 dBi (2.4GHz/5GHz/6GHz)
Power over Ethernet (PoE)	802.3at/af	802.3at/af	802.3bt/at	802.3bt/at
PoE Power Consumption	19.3W	21.2W	30.1W	27.64W
Centralized Management	Insight App	Insight App	Insight App	Insight App
Secure Socket Layer (SSL)	Yes	Yes	Yes	Yes
Router Mode	No	No	No	
Wireless Distribution System (WDS)				
Repeater	Yes	Yes	Yes	Yes
Bridge Point-to-point/Multi-point	Yes	Yes	Yes	Yes
Simultaneous Bridge and Wireless Client Association	Yes	Yes	Yes	Yes
Security				
WiFi Protected Access (WPA/WPA2/WPA3), 802.11i	Yes	Yes	Yes	Yes
MAC address filtering with access control	Yes	Yes	Yes	Yes
802.1x RADIUS support with EAP TLS, TTLS, PEAP	Yes	Yes	Yes	Yes
Neighbor AP detection	Yes	Yes	Yes	Yes
Block SSID Broadcast	Yes	Yes	Yes	Yes
VLAN Support	Yes	Yes	Yes	Yes
Guest Network/Captive Portal	Yes	Yes	Yes	Yes
Bandwidth management	Yes	Yes	Yes	Yes
Link Layer Discovery Protocol	Yes	Yes	Yes	Yes
Bandsteering	Yes	Yes	Yes	Yes
Instant WiFi Mesh				
Wireless backhaul to form Mesh Network	Yes	Yes	Yes	Yes

Technical Specifications

Standards	WAX615	WAX628
IEEE 802.11ax WiFi 6 standard	Yes	Yes
WMM Wireless Multimedia Prioritization	Yes	Yes
WDS Wireless Distribution System	Yes	Yes
Power over Ethernet (PoE) IEEE 802.3af	Yes, approximately 60% of full throughput performance	Yes, approximately 60% of full throughput performance
Power over Ethernet (PoE) IEEE 802.3at	Yes	Yes
OFDM/OFDMA	Yes	Yes
Physical Specifications		
Dimensions W x D x H	9.5 x 9.5 x 1.58 in (241.5 x 241.5 x 40.2 mm)	9.49 x 9.43 x 2.02 in (241.15 x 239.6 x 51.38 mm)
Weight	727 g (1.6 lb)	819 g (1.80 lb)
Environmental Specifications		
Operating temperature	0° to 40°C(32° to 104°F)	0° to 40°C(32° to 104°F)
Physical Interfaces		
Interface	One 100/1000/2.5GBASE-T Gigabit Ethernet (RJ-45) ports with Auto Uplink™ (Auto MDI-X) supporting IEEE 802.3af or 802.3at Power over Ethernet (PoE)	One 100/1000/2.5GBASE-T Gigabit Ethernet (RJ-45) ports with Auto Uplink™ (Auto MDI-X) supporting IEEE 802.3af or 802.3at Power over Ethernet (PoE) One 100/1000GBASE-T Gigabit Ethernet (RJ-45) port
Power adapter (not included)	12V DC, 2.5A; plug is localized to country of sale	12V DC, 2.5A; plug is localized to country of sale
LED	Four (4): Power and Cloud connection; LAN speed; 2.4GHz status; 5GHz status	Five (5): Power and Cloud connection; Two (2) LAN ports; 2.4GHz status; 5.0GHz status
Security		
WiFi Protected Access® (WPA, WPA2, WPA3)		Yes
WPA2 Enterprise		Yes
Wireless access control to identify authorized wireless network devices		Yes
MAC address authentication		Yes
Network Management		
NETGEAR Insight App	App Management for setup, monitoring and management	
Advanced Wireless		
Wireless Distribution System (WDS)	Bridge mode: Point-to-point wireless Bridge mode: Point-to-multipoint wireless Repeater mode Adjustable Transmit Power Control (TPC) Device detection Identify type of wireless clients in the network	

Technical Specifications

Package Contents		WAX628
		WAX628 Insight Managed Wireless Access Point Wall/ceiling mount kit Installation guide
Warranty and Support		
Hardware Limited Warranty		5 years
Next-Business-Day (NBD) Replacement		5 years
Technical support (online, phone)		90 days free from date of purchase*
ProSUPPORT OnCall 24x7 Service Packs (This NETGEAR product comes with 4 years of Insight remote management subscription and 4 years of our ProSupport OnCall 24x7 Service Pack.**)		PMB0311-10000S, 1 year PMB0331-10000S, 3 years PMB0351-10000S, 5 years
Ordering Information		
WAX628-111APS		Asia Pacific
WAX628-111NAS		US
WAX628-111EUS		Europe
Compatible Power Adapters from NETGEAR		
PAV12V25-10000S		

*This product comes with a limited warranty that is valid only if purchased from a NETGEAR authorized reseller, and covers unmodified hardware, fans and internal power supplies – not software or external power supplies, and requires product registration using the Insight mobile app or Insight Cloud portal within 90 days of purchase; see <https://www.netgear.com/about/warranty> for details. Intended for indoor use only.

**The NETGEAR OnCall 24x7 contract provides unlimited phone, chat and email technical support for your networking product.

NETGEAR and the NETGEAR logo are trademarks and/or registered trademarks of NETGEAR, Inc. and/or its subsidiaries in the United States and/or other countries. Other brand names mentioned herein are for identification purposes only and may be trademarks of their respective holder(s). Information is subject to change without notice.
© 2022 NETGEAR, Inc. All rights reserved.