

NIGHTHAWK®

Nighthawk® M6 Pro Mobile Router



WiFi 6E



Next-generation 5G mmWave Mobile Router on the AT&T 5G Network

The NETGEAR® Nighthawk® M6 Pro Mobile Router upgrades your mobile broadband experience to unparalleled heights with WiFi 6E and incredible new speeds with 5G mmWave. Keep your entire family connected to 5G mmWave over WiFi for up to 32 devices.

Perfect for mobile business staff on the go, from commuters to first responders and service technicians – access secure WiFi wherever your work takes you. With the option to connect the 5G mmWave Mobile Router to your existing home router, you can

bring 5G mmWave speeds into your home network and all your WiFi devices. The simple-to-use 2.8" LCD touch screen lets you conveniently monitor data usage, see WiFi name/password, mobile signal strength, and manage device and network settings.

Why 5G?

Get on the cutting edge of something truly great. The next level of Internet speed is here to usher in a new era of limitless technology possibilities. Experience lightning fast reaction times for VR gaming, smart & connected devices, and immersive learning tools all while downloading, streaming, and browsing with speeds as fast as the blink of an eye. 5G is the revolutionary next step in the future of technology.

10x capacity

Get connected in dense areas, even with tall buildings and many connected devices competing for connection.

Extremely low latency

Shorten the time delay between sending and receiving information with 5G. Now 1ms, 5G delivers extremely low latency rates down from 200ms for 4G.

10x faster than 4G

5G delivers revolutionary mobile broadband connectivity by using shorter frequencies, boosting speeds to unheard of levels of up to 10x faster than 4G.



WiFi 6E Ready for Today and Tomorrow's Smart Home

Delivering four times better performance than WiFi 5, WiFi 6E allows more devices to connect and stream simultaneously, without impacting speed or reliability, by efficiently packing and scheduling data. Rising to the challenges of modern smart home demands, this new standard of WiFi is ready to support more devices with better reliability and faster speeds.

Capacity

WiFi 6E gives you improved network capacity for more WiFi devices. Have more fun with the uninterrupted 4K/8K streaming, gaming, and the smart home experience.

Speed

Get ultra-fast wireless speeds with more connections for all devices with less congestion. You'll get some blazing connection speeds of more than one Gigabit per second or more, 4K/8K streaming, & VR/AR gaming.

Range

Experience reliable and stronger WiFi coverage indoors and outdoors for all your devices. High-performance antennas, pre-optimized for best performance, on the router amplify WiFi signals for maximized range and reliable coverage.

At Home / Office / Remote Branch

If fiber, DSL or cable Internet speeds are not optimal in your area, 5G can be more reliable as your primary Internet connection. Simply connect your Nighthawk M6 Pro Mobile Router to your existing home router to deliver 5G speeds throughout your home. For always-on WiFi, the Nighthawk M6 Pro Mobile Router can also provide a reliable backup Internet connection over the mobile network. If fiber, DSL or cable is interrupted or unavailable, automatically switch from Ethernet to the 5G/4G network and all devices will remain seamlessly connected.


**On-the-go / Outdoor**

If you are in a remote area without a WiFi connection available or in a congested area with many surrounding WiFi networks, the M6 Pro will keep up to 32 devices connected to 5G (or 4G LTE where 5G network is not available) over WiFi.



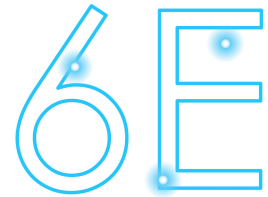
Lightning-fast 5G Internet Speed

5G mmWave and Sub-6 bands provide lightning-fast Internet speeds for smoother and crisper streaming, gaming, and uninterrupted video calls—wherever you are.



WiFi 6E Technology

Dual band 2.4GHz and 5/6GHz WiFi 6E—with aggregate speeds of AXE3600—is ideal for supporting up to 32 devices simultaneously.***



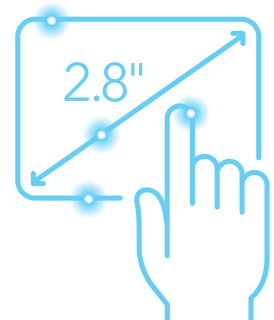
2.5G Ethernet Port

Distribute Multi-Gig Internet speeds at home by connecting your wired devices to the 2.5G Ethernet port.**



Extra-large 2.8" Intuitive Touch Screen

Easily set up the device, change WiFi settings, and monitor your data usage using the built-in color LCD screen.



Management

NETGEAR Insight Pro with device configuration for ongoing centralized deployment, monitoring and management of the Nighthawk LTE Mobile Hotspots to deliver dedicated internet connectivity for your teams



Speed

Supports Sub-6 bands and mmWave for blazing-fast mobile broadband Internet.



5G NR—Powered by the Qualcomm® Snapdragon™ X65 Mobile Platform for premium performance, delivering ground-breaking speeds*



WiFi 6E—The latest WiFi 6E technology allows more devices to connect and stream simultaneously

Capacity

Keep your entire family or team connected to blazing-fast broadband Internet.



MORE WiFi FOR MORE DEVICES—Connect up to 32 devices such as smartphones, tablets, and laptops



FIXED WIRELESS OPTION—Bring revolutionary 5G connection to your home or office using the Gigabit Ethernet port connecting to your existing home router

On-the-go

Mobile routers advance the way you WiFi on-the-go. Connect up to 32 devices, and take your work or play anywhere.



TOUCH SCREEN—Intuitive color touch UI screen with data usage meter



NETGEAR MOBILE APP—View your connection status, settings, and data usage using your smartphone or tablet



BATTERY—Power on with the long-lasting battery, or plug directly into an outlet with battery removed

FirstNet Ready— 5G-Certified device

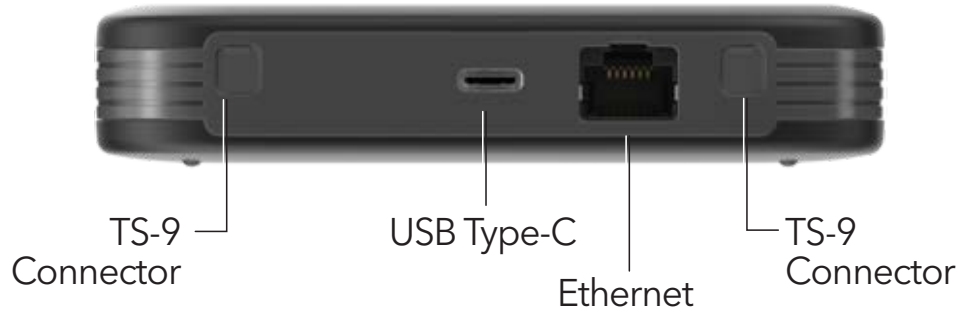
Provide uninterrupted and secured WiFi network for First Responders › mobile individuals and/or teams working from WiFi-congested areas, to extreme remote locations

ALWAYS-ON-24x7 priority preemption across data communications

SECURE WiFi—Where WiFi connection is essential to carrying out duties for public safety

EXCLUSIVE RATES—For first responders. Data plans compatible with M6

Connection Diagram



NIGHTHAWK®

Nighthawk® M6 Pro Mobile Router

Package Contents

- Nighthawk® M6 Pro Mobile Router device and battery
- Quick start guide
- Manufacturer warranty card
- USB Type-C cable
- AC adapter

Physical Specifications

Dimensions

- 105 x 105 x 21.5 mm
(4.14 x 4.14 x .85 in)

Weight

- 256 g (.56 lb) with battery

Technical Specifications

Technology / Bands

- LTE CAT 20
- 5G Sub-6: n2, n5, n12, n14, n29, n30, n66, n77
- 5G mmWave: n260
- LTE: B1, B2, B3, B4, B5, B7, B12, B14, B29, B30, B46, B48, B66

Chipset

- Qualcomm SDX65

WiFi

- AXE3600 max throughput (PHY)
 - 2.9Gbps on 5GHz***
 - 700Mbps on 2.4GHz

Data Usage Meter

- Manage your data and how much you use

External Display

- 2.8" color touch LCD panel

Battery

- 5040mAh battery

External Ports

- One (1) USB Type-C
- One (1) 2.5Gbps Ethernet
- Two (2) TS9 RF ports**

Key Features

- Carrier Aggregation
 - Up to 5x Carrier Aggregation on LTE (CA)
 - Up to 9x Carrier Aggregation on 5G NR (NRDC)
 - Up to 2X Uplink Carrier Aggregation on LTE and 5G NR
 - Up to 12x Carrier Aggregation on LTE+5G NR (ENDC)
- Increase network performance and reduce interference with 802.11ax (WiFi 6E), 2x2 MIMO and 2.4/5/6GHz dual band***
- Latest 5G technology:
 - 5G NR Sub-6 and mmWave
 - 5G NR Sub 6GHz (N)SA
- Secure mobile Internet to deliver incredible download speeds; 5G-enabled with LTE fallback
- Supports LTE CAT 20, LTE Advanced Pro, 4x4 MIMO, 256-QAM
- GPS Support
- 2.8" LCD color touch screen interface
- Travel router with WiFi/Ethernet offloading capabilities
- No-battery operation option, just plug in power adapter
- Always-on connection you can count on and connect up to 32 WiFi devices
- Simple, intuitive app-driven user experience to monitor data usage, manage device and network settings
- Powerful and long-lasting battery. Use Power Management settings to help manage battery usage time
- Two TS-9 connectors available for use with external 5G/4G antennas
- Simple setup with no software to install -just power on and connect

- For always-on WiFi, seamlessly switch to 5G/4G when other Internet is unavailable or interrupted
- IPv6 support
- Insight Pro MDM

Security

- WiFi security
 - WPA™ - Personal
 - WPA2™ - Personal
 - WPA3™ - Personal
- Protected management frames
- Guest WiFi privacy separation
- Wi-Fi Protected Setup™
 - 2.4GHz, 5GHz - Concurrent
 - PIN
 - Push-button (PBC)
- WPS on/off control
- WiFi on/off control
- WiFi SSID broadcast on/off control
- VPN passthrough
- MAC address filtering
- Website filtering
- Port forwarding
- Port filtering
- Password protected web admin portal
- Session timeout
- SIM security
 - PIN1
 - PIN2
 - PUK



This product comes with a limited warranty that is valid only if purchased from a NETGEAR authorized reseller. www.netgear.com/warranty

*Actual throughput will vary depending on your internet subscription with your provider. The transfer rate may be reduced by the volume of network traffic or your service plan. The transfer rate may also be reduced by the service provider's specific network implementation.

**To reduce power consumption and extend the battery life, this mobile router by default has Ethernet disabled. 2.5G Ethernet port can only be enabled when the battery is removed. You can go to Power Manager to change to custom profile settings.

***To reduce power consumption and extend the battery life, this mobile router is set by default to the WiFi 5GHz Only band.

Qualcomm Snapdragon is a product of Qualcomm Technologies, Inc. and/or its subsidiaries. Qualcomm and Snapdragon are trademarks of Qualcomm Incorporated, registered in the United States and other countries.

NETGEAR, the NETGEAR Logo and Nighthawk are trademarks of NETGEAR, Inc. Other brand names mentioned herein are for identification purposes only and may be trademarks of their respective holder(s). ©2022 NETGEAR, Inc.

NETGEAR, Inc 350 E. Plumeria Drive, San Jose, CA 95134, USA, www.NETGEAR.com/support

D-MR6500-ATT-0