








# COMMERCIAL VAN RATINGS



	Publication date	December 2020
	Press Release	<a href="https://bit.ly/PR2012EN">bit.ly/PR2012EN</a>
	Contact	<a href="mailto:media@euroncap.com">media@euroncap.com</a>

## RANKING 2021

Make & Model (N1)	Tested Variant							Rating
Volkswagen Transporter	T6.1 4MOTION 2.0 TDI (2019-present)	●	●	●	○	●	●	65%
Ford Transit	2.0 EcoBlue (4th gen. 2020-present)	○	○	○	○	○	●	63%
Mercedes-Benz Vito	119 CDI BlueTEC (3rd gen. 2014-present)	●	●	●	○	●	●	61%
Ford Transit Custom	2.0 EcoBlue D (4th gen. 2018-present)	○	○	○	○	○	●	58%
Mercedes-Benz Sprinter	316 CDI (3rd gen. 2018-present)	●	●	●	●	●	●	52%
Volkswagen Crafter	35 Kasten Trendline HD, 4MOTION, (2nd gen. 2017-present)	●	✘	✘	○	●	●	44%
Peugeot Expert	Asphalt 2.0 HDI 180 (3rd gen. 2016-present)	○	○	✘	○	●	●	44%
Opel/Vauxhall Vivaro	Elite, 2.0 D 120 (2019-present)	○	○	✘	○	●	●	42%
Citroën Jumpy (Dispatch)	2.0 HDI (3rd gen. 2016-present)	○	○	✘	○	●	●	37%
Toyota PROACE	2.0D 90kW Medium Comfort (3rd gen. 2016-present)	●	●	✘	○	○	●	35%
Peugeot Boxer	2.2 HDI (4th gen. 2014-present)	○	✘	✘	○	●	●	33%
Citroën Jumper (Relay)	Driver, 2.2 HDI (3rd gen. 2014-present)	○	✘	✘	○	●	●	32%
Iveco Daily	2.3 e-VGT (2019-present)	○	✘	✘	○	○	●	30%
FIAT Ducato	2.3 120 (3rd gen. 2014-present)	○	✘	✘	○	○	●	28%
Renault Master	Nordic Line 2.3 110kW (3rd gen. 2010-present)	○	✘	✘	○	○	●	16%
Nissan NV400	Acenta, 2.3 dCi 135 (3rd gen. 2010-present)	✘	✘	✘	○	○	●	12%
Renault Trafic	Sport, 2.0 Dci 120 (3rd gen. 2014-present)	✘	✘	✘	✘	○	●	11%
Opel/Vauxhall Movano	KaWa, 2.3 TD (3rd gen. 2010-present)	✘	✘	✘	○	○	●	7%
FIAT Talento	SWB (2nd gen. 2016-present)	✘	✘	✘	✘	✘	●	5%

## LEGEND

Gold: Weighted Overall Performance Score equal or larger than 60%  
 Silver: Weighted Overall Performance Score equal or larger than 40%  
 Bronze: Weighted Overall Performance Score equal or larger than 20%  
 Not recommended: Weighted Overall Performance Score below 20%

## FITMENT







● Fit as Standard  
 ○ Available on some models  
 ✘ Not available

# COMMERCIAL VAN RATINGS



## GLOSSARY

## WEIGHT

 <b>AEB Car-to-car</b>	Forward collision and/or auto-brake system that prevents or mitigates crashes into other vehicles.	<b>30%</b>
 <b>AEB Pedestrian</b>	Auto-brake system that prevents or mitigates crashes into pedestrians.	<b>10%</b>
 <b>AEB Cyclist</b>	Auto-brake system that prevents or mitigates crashes into pedal cyclists.	<b>10%</b>
 <b>Lane Support</b>	Lane support system that prevents unintentional lane change and road departure.	<b>20%</b>
 <b>Speed Assist</b>	Systems supporting the driver to maintain a safe speed.	<b>15%</b>
 <b>Occupant Status</b>	Driver attention assistance and seat belt reminders.	<b>15%</b>

100%

## RATINGS EXPLAINED

To influence purchasing decisions for safer van choices, Euro NCAP annually conducts a series of ADAS tests on the best-selling commercial vans on the European market. Combined, these vans cover about 98 percent of the new van sales and represent the European situation well.

The fitment of each system was checked from publicly available sources in the biggest European markets (France, Germany, Italy, Spain, UK), plus Sweden, the Netherlands and Luxembourg. The data was verified by the vehicle manufacturer.

The availability (standard, optional or not available) is shown in a graphical format with a corresponding table for each van, system and market respectively on the euroncap website.

Available ADAS functions (whether optional or standard) on each commercial van were tested using Euro NCAP Safety Assist protocols, adapted to commercial vans where needed. Each van was carrying half of its permissible loading mass, a typical load for a commercial van in daily use. In addition, a Seat Belt Reminder assessment was carried out for each van.

The test scores of each system were weighted and combined into an overall score for each van. This weighted overall performance score places each van tested in one of the following categories: Gold, Silver, Bronze, or Not Recommended.