

Advances in Multiple Sclerosis (MS)

Median life expectancy **~17 years** after MS disease onset¹



1948

No standardized method for assessing the progression of MS



1960

Average time between a person's first symptom and a definitive diagnosis of MS - **7 years**²



1970


The **Expanded Disability Status Scale*** was developed to assess disability in MS³



1983

1984

Only **~20%** of people with MS were employed^{4,5}



Treatments available for MS could only target **disease symptoms**⁶




1990

First **disease modifying therapy (DMT)** approved for people with MS⁶



1993

MRI measurements integrated into best practice for diagnosing MS⁷



2001

6 DMTs available for people with MS, all required injection⁸



2008

2010

First **oral DMT** approved for people with MS^{9**}



2010

Now

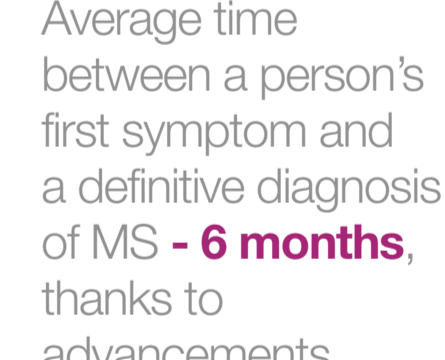

MS is mentioned every **13 seconds** in the **online space**¹⁰



3 oral DMTs available for people with MS^{8***}



Average time between a person's first symptom and a definitive diagnosis of MS - **6 months**, thanks to advancements in technology²



Brain volume loss is a key predictor of long-term disability in MS as measured by MRI¹¹



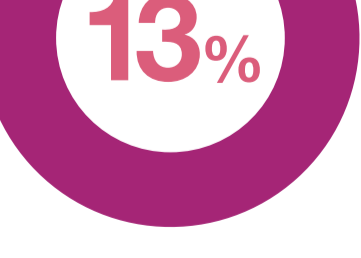
MS treatment goals are centred around **reducing disease activity** and **slowing disease progression**⁸



~50% of people with MS will still be employed 10 years after diagnosis¹²



Median life expectancy for people with MS is only **13% shorter** than the general population^{13,14}



Median life expectancy for people with MS is only **13% shorter** than the general population^{13,14}

References

1. Ipsen J Jr. Life expectancy and probable disability multiple sclerosis. N Engl J Med. 1950 Dec 7;243(23):909-13.
2. Rolak, A. MS: The Basic Facts Clin Med Res. 2003 Jan; 1(1): 61-62.
3. Korblith AB et al. Employment in individuals with multiple sclerosis. Int J Rehabil Res. 1986;9(2):155-65.
4. LaRocca N, Kalb R, Kendall P, Scheinberg L. The role of disease and demographic factors in the employment of patients with multiple sclerosis. Arch Neurol. 1982 Apr;39(4):256.
5. <http://www.nationalmssociety.org/ms-clinical-care-network/researchers/clinical-study-measures/fss-and-edss/index.aspx>. Accessed June 2013.
6. Formulary Journal: Disease-modifying therapies for multiple sclerosis: Focus on future direction. <http://formularyjournal.modernmedicine.com/formulary-journal/news/clinical/clinical-pharmacology/disease-modifying-therapies-multiple-sclerosis#sthash.5umJ6YU.dpuf>. Accessed June 2013.
7. Eikelenboom, M J. Biological markers in multiple sclerosis related to disease activity and progression. 2007.
8. <http://www.nationalmssociety.org/about-multiple-sclerosis/what-we-know-about-ms/treatments/index.aspx>. Accessed June 2013.
9. http://www.pharmatimes.com/article/10-09-10/Russia_approves_Novartis_oral_MS_drug_Gilenya.aspx
10. Data on file. Novartis Pharma AG.
11. Popescu V et al.; on behalf of the MAGNIMS Study Group. Brain atrophy and lesion load predict long term disability in multiple sclerosis. J Neurol Neurosurg Psychiatry. 2013 Mar 23.
12. Pflieger et al. Social consequences of multiple sclerosis (1): early pension and temporary unemployment—a historical prospective cohort study. Mult Scler. 2010 Jan;16(1):121-6.
13. Gyllen T N et al. Survival and cause of death in multiple sclerosis: results from a 50-year follow-up in Western Norway. Mult Scler. 2008 Nov;14(9):1191-8.
14. http://www.fhi.no/en/wa/default.aspx?pid=240&trg=List_6673&Main_6664=6898.0.25.7524.1.0.0::0.0&MainContent_6898=6671.0.25.7525.1.0.0::0.0&List_6673=6674.0.25.7528.1.0.0::0.0

* The Expanded Disability Status Scale (EDSS) is a method of quantifying disability in multiple sclerosis and monitoring changes in the level of disability over time

** By the Federal Service on Surveillance in Healthcare and Social Development, the Russian health authority

*** In the US